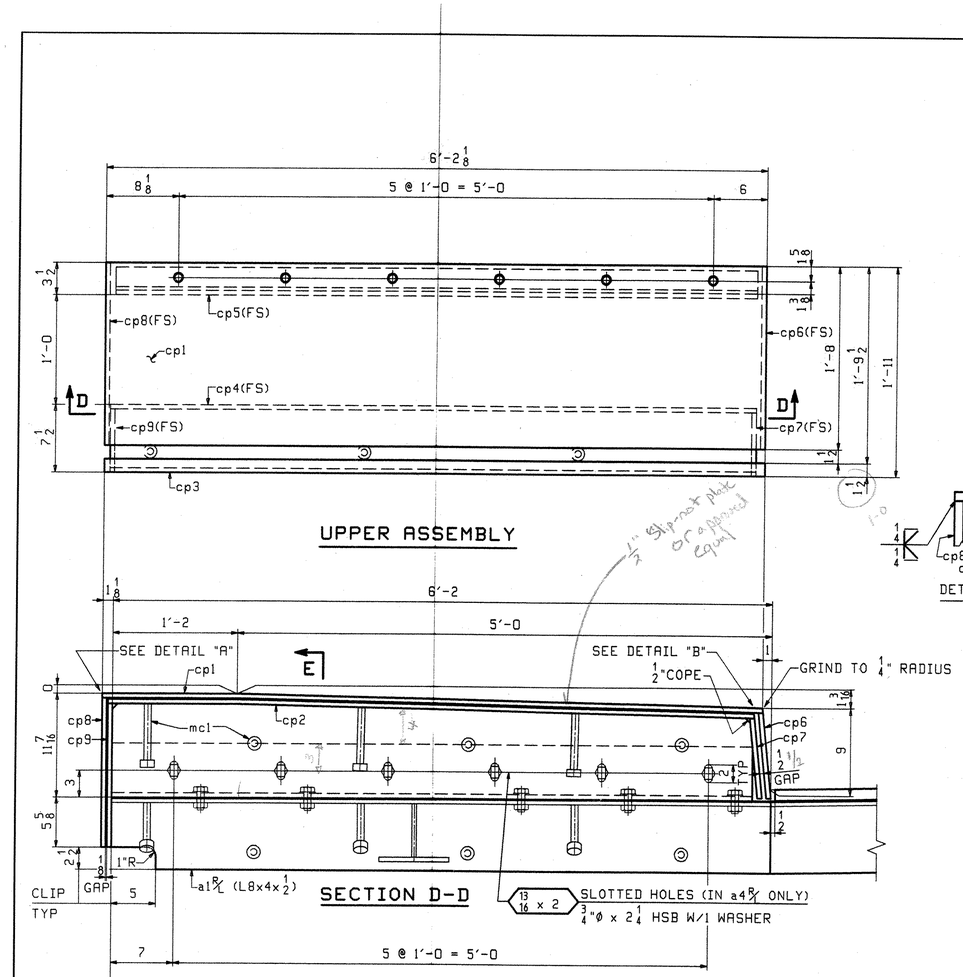

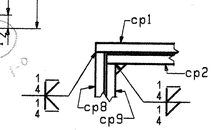

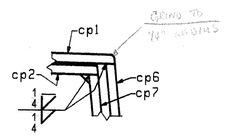

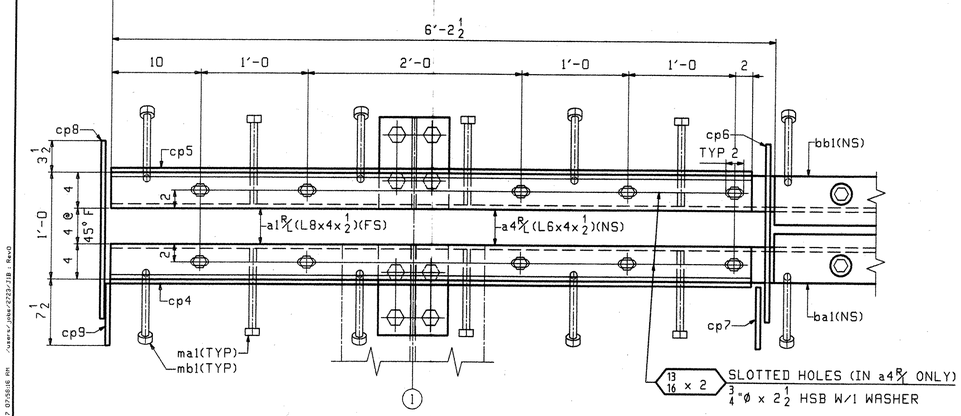

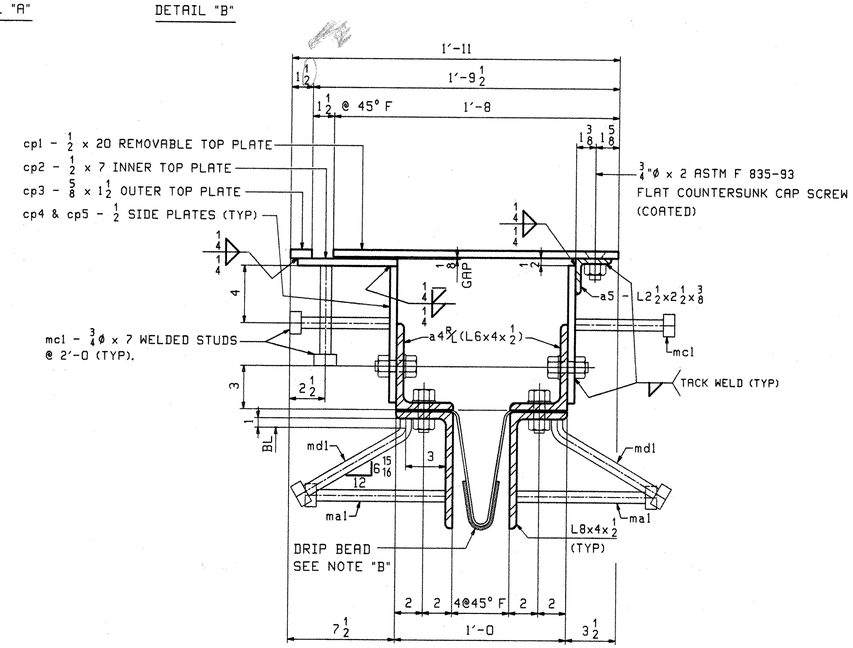

NOTE "B"
A DRIP BEAD OF 1/4 x 7 STRIP OF PREFORMED MATERIAL SHALL BE CEMENTED TO THE BOTTOM OF THE FABRIC TROUGH USING AN ADHESIVE APPROVED BY THE MANUFACTURER. THE DRIP BEAD SHALL BE APPLIED 1" FROM THE DOWNSPOUT END OF THE TROUGH.

RECEIVED
OK'D BY SD OK'D BY JCL
JUN 25 2007
RESUBMIT ____ APPROVED AS NOTED
BY JAS DATE 7/11/07

BILL OF MATERIAL

ABM INFO PAGE	ABM INFO LINE	SHIP MARK	QTY	MARK	MATERIAL	LENGTH FT	LENGTH INCHES	REMARKS	WT	PROCUREMENT NOTES
		AP1	5		ANCHORAGE				13	
1	V		5	pc1	PL 1/2x8	0	9			
2	C		20	ma1	3/4 Ø STUD	0	10	(A108) STUDS		
		TS1	20		THREADED RODS				4	
2	U		20		1 Ø ROD	0	6	THREAD FULL LENGTH		
2	V		40	wl	PL 3/8x3	0	3			
2	W		40		1 Ø HHN			(A563)		
		TS2	20		THREADED RODS				4	
2	U		20		1 Ø ROD	0	5 1/2	THREAD FULL LENGTH		
2	V		40	wl	PL 3/8x3	0	3			
2	W		40		1 Ø HHN			(A563)		

JOB NO.: J1B
DRAWING NO.: J1B
REV.:

BILL OF MATERIAL

ABM INFO PAGE	ABM INFO LINE	SHIP MARK	QTY	MARK	MATERIAL	LENGTH FT	LENGTH INCHES	REMARKS	WT	PROCUREMENT NOTES
		EJ1	1		EXPANSION JOINT				3621	
1	B		1	a1L	L 8x4x1/2	6	2			
1	B		1	a1R	L 8x4x1/2	6	2			
1	C		1	a2L	L 8x4x1/2	12	0			
1	C		1	a2R	L 8x4x1/2	12	0			
1	D		1	a3L	L 8x4x1/2	13	6			
1	D		1	a3R	L 8x4x1/2	13	6			
1	E		1	a4L	L 6x4x1/2	6	0			
1	E		1	a4R	L 6x4x1/2	6	0			
1	F		1	a5	L 2 1/2x2 1/2x3/8	6	0			
1	G		1	ba1	BAR 1 1/4x5 1/2	11	11 1/2			
1	G		1	bb1	BAR 1 1/4x5 1/2	11	11 1/2			
1	H		1	bc1	BAR 1 1/4x5 1/2	13	6			
1	H		1	bd1	BAR 1 1/4x5 1/2	13	6			
1	J		1	cp1	PL 1/2x20	6	2 1/8	SLIPNOT OR EQUIV.		
1	M		1	cp2	PL 1/2x7	6	2 1/8			
1	Q		1	cp3	PL 5/8x1 1/2	6	2 1/8			
1	R		1	cp4	PL 1/2x9 13/16	6	0			
1	R		1	cp5	PL 1/2x9 15/16	6	0			
1	K		1	cp6	PL 1/2x20	0	9 5/8			
1	N		1	cp7	PL 1/2x7	0	9			
1	L		1	cp8	PL 1/2x20	1	4 9/16			
1	P		1	cp9	PL 1/2x7	1	3 15/16			
1	S		10	pa1	PL 1/2x8	0	10			
1	T		10	pb1	PL 1/2x6	0	10			
2	B		30	ma1	3/4 Ø STUD	0	10	(A108) STUDS		
2	C		30	mb1	3/4 Ø STUD	0	10	(A108) BENT STUDS		
2	D		9	mc1	3/4 Ø STUD	0	7	(A108) STUDS		
2	E		1	md1	FABRIC DRAIN	32	5	3-PLY (1/8 x 34 1/2)		
2	F		2	mf1	TAPE 1/16x3	31	8	BUTYL RUBBER		
2	H		1		1/2 Ø HSB	0	2	(A325-1) (GALV)		
2	J		2		1/2 Ø HSW			(F436) (GALV)		
2	K		6		3/4 Ø CAP SCREW	0	2	(F837) STAINLESS STEEL		
2	L		60		3/4 Ø HSB	0	2 1/4	(A325-1) (GALV)		
2	M		10		3/4 Ø HSB	0	2 1/2	(A325-1) (GALV)		
2	N		22		3/4 Ø HSW			(F436) (GALV)		
2	R		6	sa1	L 4x4x3/8	1	0	SHIPPING DEVICE		
2	S		12		3/4 Ø HSB	0	3 1/4	(A325-1) SHIPPING BOLTS		
2	T		12		3/4 Ø HSW			(F436)		

JOB NO.: 328
DRAWING NO.: J1B
REV.:

WORK THIS DWG WITH DWG J1AB

REV.	REMARKS	DATE	DWN	CHK	APP	Q.A.	NO.	DIA.	LGT	TYPE	WASHER
	OUT FOR APPROVAL	6/19/07									
	OUT FOR APPROVAL										
	ISSUED TO SHOP										
	FIELD & OFFICE										

MATERIAL: A709-36
ELECTRODES:
HOLES: 13/16"Ø (UN)
SHOP BOLTS: AS NOTED

SURFACE PREP. & PAINT:
GALVANIZED AFTER FABRICATION (EXCEPT AS NOTED)

DESCRIPTION: EXPANSION JOINT (ABUT 2)

JOB:
TOWN HIGHWAY #3 OVER WILLOUGHBY RIVER
BRIDGE NO. 61 (EXPANSION JOINT)
TOWN OF BARTON, VILLAGE OF ORLEANS
COUNTY OF ORLEANS, VERMONT
CONTRACTOR: JA McDONALD

TENSOR 2723

DRAWN BY	JTB
DATE	06/14
CHKD BY	
ELC	6/15/07
APPROV BY	
SUPERVISOR	W. J. GATTI
Q.A.	

PROJ NO. BRO 1449(29)
CUSTOMER: VERMONT AOT

CASCO BAY STEEL STRUCTURES, INC.
75 SPRING HILL ROAD SACO, MAINE 04072
PHONE (207) 282-7360 FAX. (207) 282-1179

JOB NO.	DRG. NO.
328	J1B
106 bJ	REV. △

ELC Mon, Jun 18, 2007 07:58:16 PM J:\sandy\jobs\2723\J1B.Rev0