## BILL OF MATERIAL

| ABM INFO PAGE | ABM INFO LINE | SHIP MARK | QTY | MARK | MATERIAL | LENGTH FT | LENGTH INCHES | REMARKS | WT | PROCUREMENT NOTES |
|---|---|---|---|---|---|---|---|---|---|---|
| 2 | B | | 2 | x1a | PL $\frac{3}{4}$x7$\frac{1}{2}$ | 4 | 7 | (A709-50W) MIE | | |
| 2 | B | | 2 | x1b | PL $\frac{3}{4}$x7$\frac{1}{2}$ | 4 | 7 | (A709-50W) MIE | | |
| 2 | C | | 4 | x1c | PL $\frac{1}{2}$x7$\frac{1}{2}$ | 4 | 7 | (A709-50W) | | |
| 2 | E | | 11 | x1k | L 4x4x$\frac{3}{8}$ | 0 | 8 | (A709-36) | | |
| 2 | F | | 1 | x1m | PL $\frac{1}{4}$x3$\frac{1}{4}$ | 0 | 11 | (A709-50W) | | |
| 2 | F | | 1 | x1n | PL $\frac{1}{4}$x3$\frac{1}{4}$ | 0 | 11 | (A709-50W) | | |
| 4 | B | | 22 | | $\frac{7}{8}$ ø HSB | 0 | 2$\frac{1}{2}$ | (A325-3) | | |
| 4 | D | | 22 | | $\frac{7}{8}$ ø HSW | | | (F436W) | | |

JOB NO.: 328 — DRAWING NO.: 5 — REV.: 1

## BILL OF MATERIAL

| ABM INFO PAGE | ABM INFO LINE | SHIP MARK | QTY | MARK | MATERIAL | LENGTH FT | LENGTH INCHES | REMARKS | WT | PROCUREMENT NOTES |
|---|---|---|---|---|---|---|---|---|---|---|
| | | SGS | 1 | | GIRDER | | | | 26590 | |
| 1 | E | | 1 | wa | PL $\frac{5}{8}$x55 | 58 | 3$\frac{11}{16}$ | (M270-50WT2) (H2-3) | | |
| 1 | G | | 1 | wb | PL $\frac{5}{8}$x55 | 55 | 2$\frac{11}{16}$ | (M270-50WT2) (H2-3) | | |
| 1 | J | | 1 | ta | PL $\frac{7}{8}$x16 | 58 | 8 | | | |
| 1 | L | | 1 | tb | PL $\frac{7}{8}$x16 | 52 | 9$\frac{5}{8}$ | | | |
| 1 | A | | 1 | ba | PL 1$\frac{1}{4}$x16 | 58 | 8 | (M270-50WT2) (H2-3) | | |
| 1 | C | | 1 | bb | PL 1$\frac{1}{4}$x16 | 52 | 8$\frac{1}{2}$ | (M270-50WT2) (H2-3) | | |

JOB NO.: 328 — DRAWING NO.: 5 — REV.: 1

6588
6459
2791
2511
3876
3579

26593

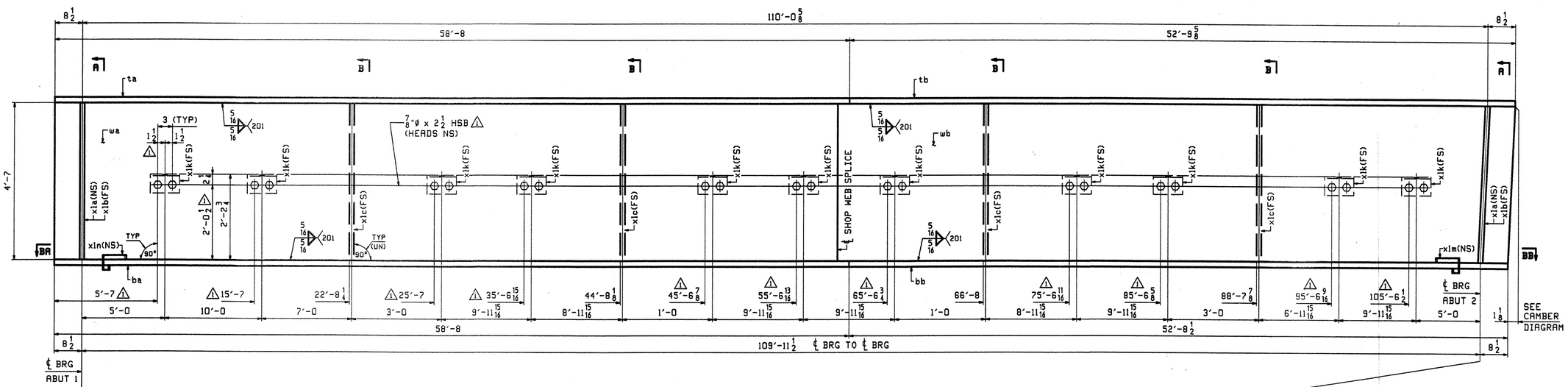


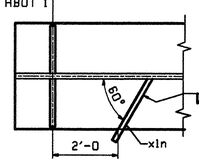


SECTION BA

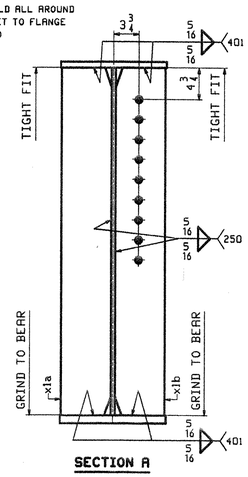


SECTION A

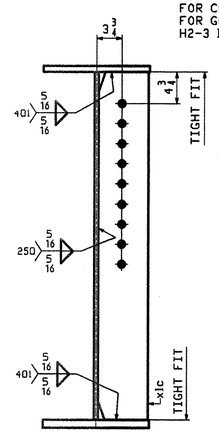


SECTION B

## ONE - GIRDER - 5G5

FOR GIRDER STANDARDS SEE DRAWING X1.
FOR CAMBER & FLANGE DIAGRAMS SEE DRAWING C1.
FOR GENERAL NOTES SEE DRAWING GN1.
H2-3 DENOTES MATERIAL SUBJECT TO CHARPY V-NOTCH TESTING.

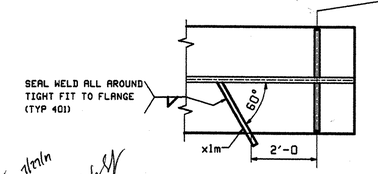


SECTION BB

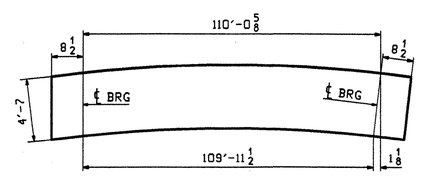


ORIENTATION DIAGRAM
FOR CAMBER SEE DWG C1

| | | | | | | | | | | |
|---|---|---|---|---|---|---|---|---|---|---|
| OUT FOR APPROVAL | 6-14-07 | | | | | | | | | |
| OUT FOR APPROVAL | 7-20-07 | | | | | | | | | |
| ISSUED TO SHOP | | | | | | | | | | |
| FIELD & OFFICE | | | | | | | | | | |
| | | | | | | | | | | |
| | | | | | | | | | | |
| 1 APPROVAL COMMENTS | 7/5 2007 | JTB | ELC | | | | | | | |
| REV. REMARKS | DATE | DWN | CHK | APP | Q.A. | NO. | DIA. | LGT | TYPE | WASHER |

RECEIVED JUL 24 2007 TJC

MATERIAL: A709-50W (UN) — ELECTRODES: — HOLES: $\frac{15}{16}$"ø (UN) — SHOP BOLTS: NONE

SURFACE PREP. & PAINT: SEE DRAWING GN1

DESCRIPTION: GIRDER - 5G5

JOB: TOWN HIGHWAY #3 OVER WILLOUGHBY RIVER
BRIDGE NO. 61
TOWN OF BARTON, VILLAGE OF ORLEANS
COUNTY OF ORLEANS, VERMONT
CONTRACTOR: JA McDONALD

TENSOR 2722

PROJ NO. BRO 1449(29)

CUSTOMER: VERMONT AOT

| | |
|---|---|
| DRAWN BY | DATE |
| JTB | 06/07 |
| CHKD BY | |
| ELC | 06/07 |
| APPROV BY | |
| SUPERVISOR | W. J. GATTI |
| Q.A. | |


CASCO BAY STEEL STRUCTURES, INC.
75 SPRING HILL ROAD SACO, MAINE 04072
PHONE (207) 282-7360 FAX. (207) 282-1179


JOB NO. 328 — DRG. NO. 5 — REV. 1

098 55