

SILT FENCE

APPLICATION NOTES:

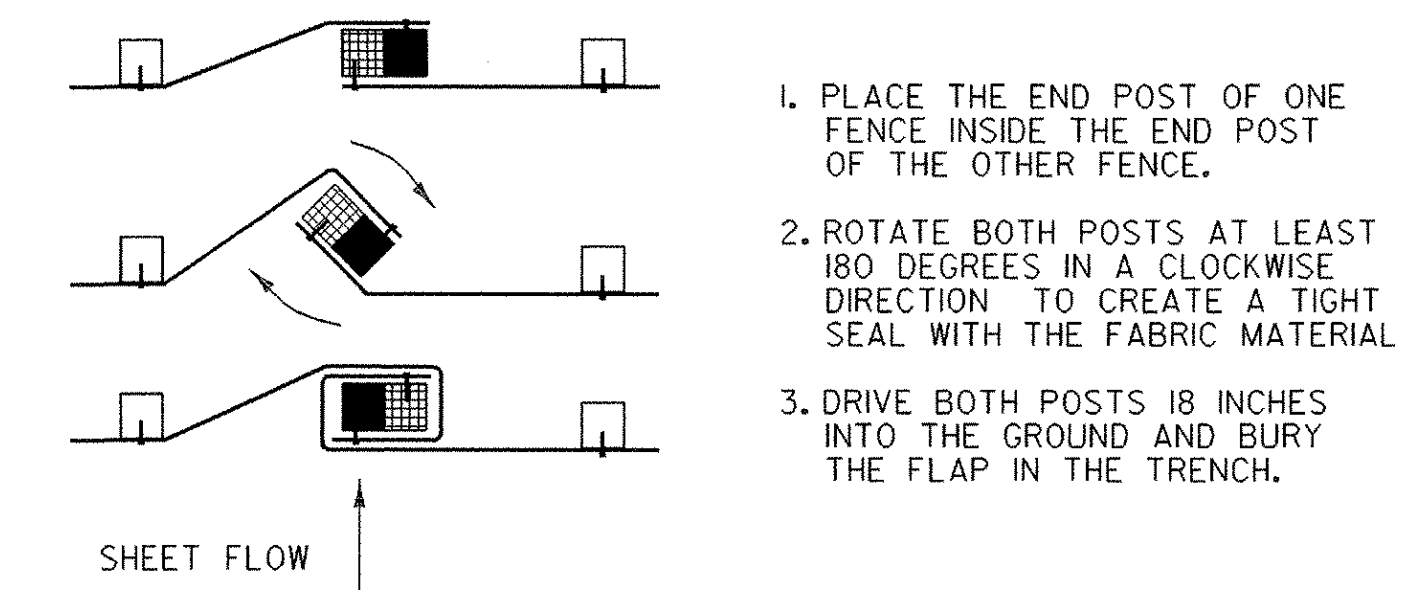
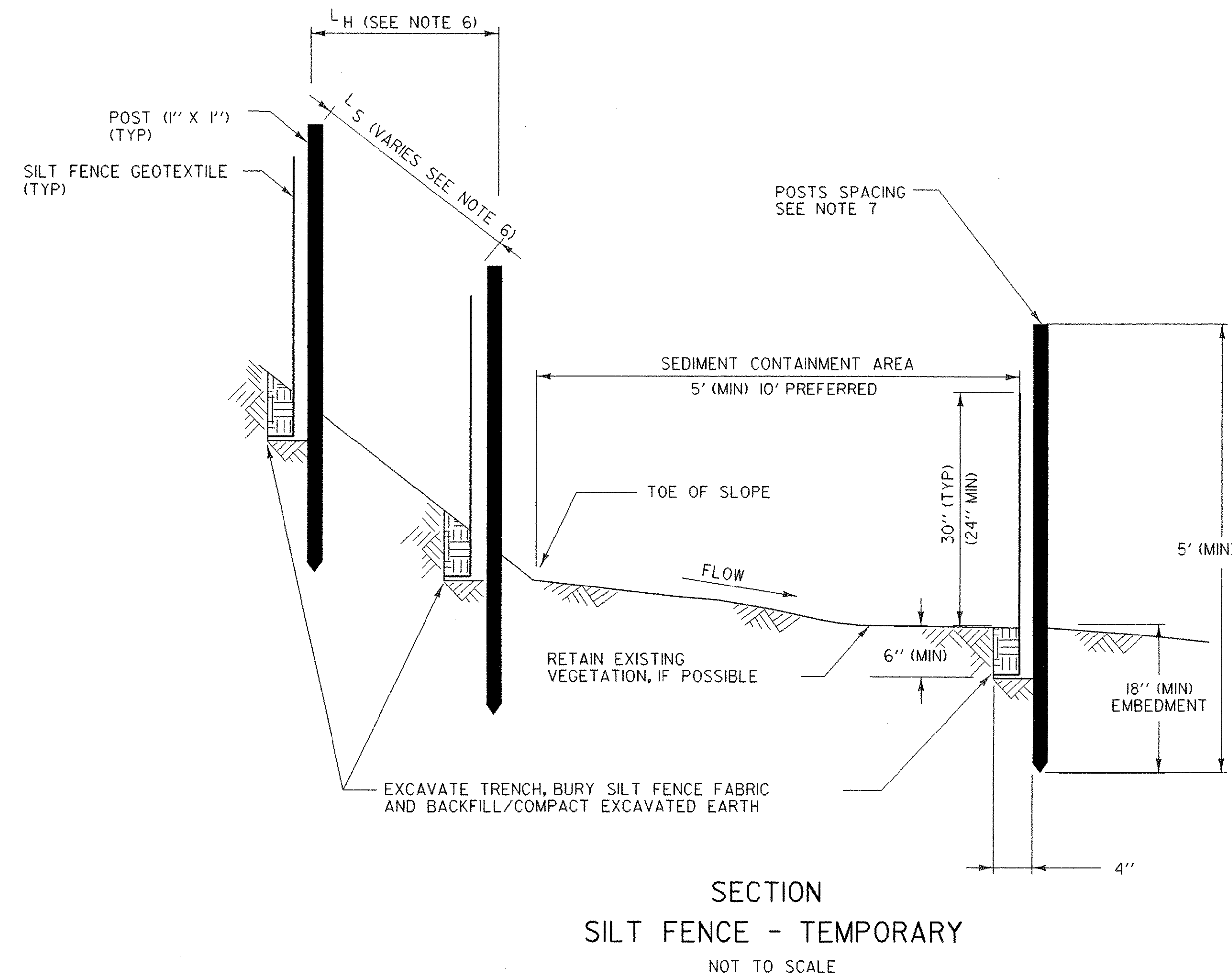
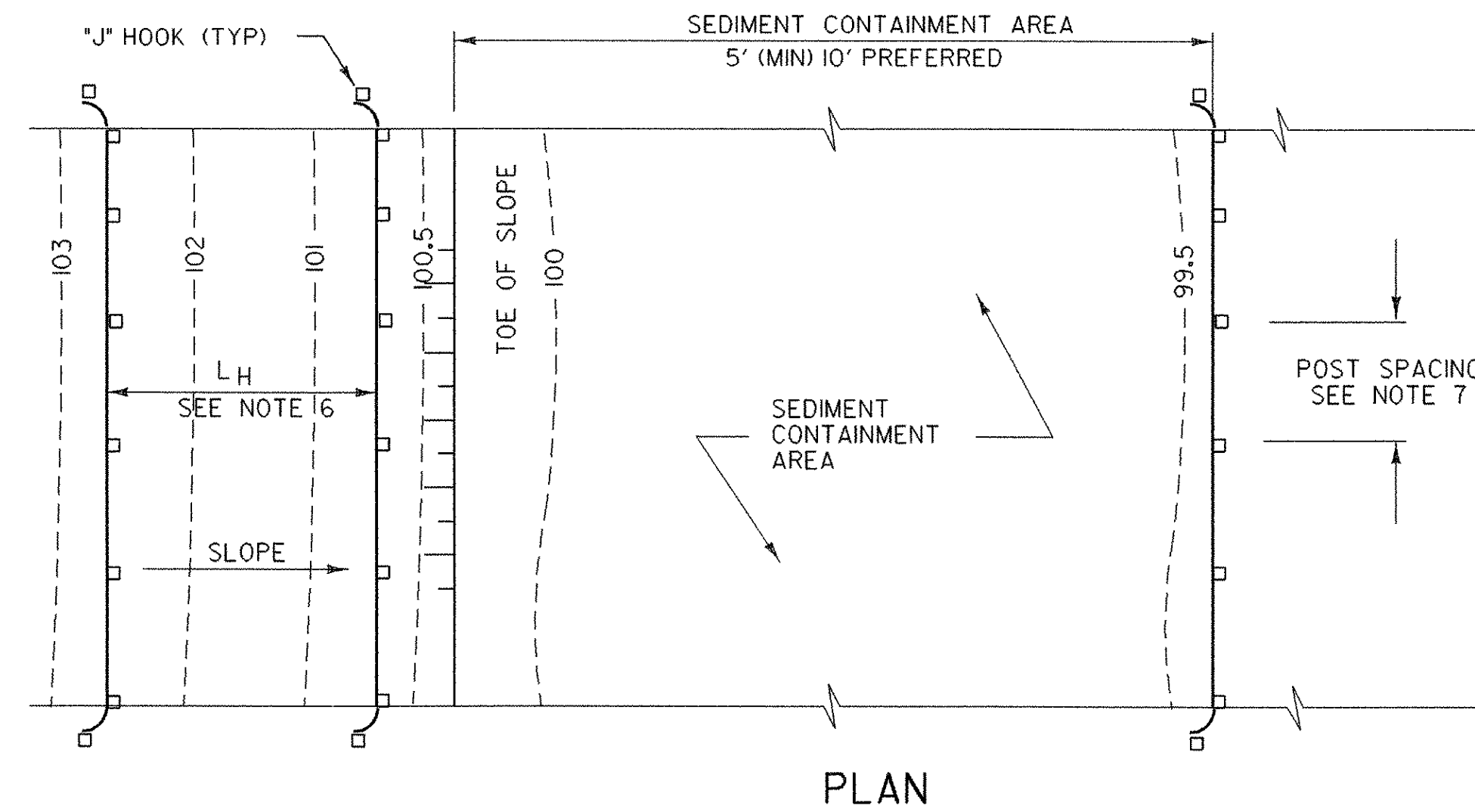
- A. THE PRIMARY PURPOSE OF SILT FENCE IS TO REDUCE RUNOFF VELOCITY AND TRAP SEDIMENT. VELOCITY IS REDUCED, WATER IS IMPOUNDED BEHIND THE MEASURE, AND SEDIMENT FALLS OUT OF SUSPENSION.
- B. SILT FENCE SHALL NOT BE USED ACROSS CONCENTRATED FLOW.

GENERAL NOTES:

1. SILT FENCE SHALL GENERALLY BE PLACED A MINIMUM OF 5 FEET BEYOND TOE OF SLOPE, 10 FEET PREFERRED, TO PROVIDE ADEQUATE AREA FOR SEDIMENT STORAGE AND FACILITATE MAINTENANCE OF SEDIMENT CONTAINMENT AREA.
2. SILT FENCE SHALL BE INSTALLED ON A LINE OF EQUAL ELEVATION (CONTOUR). IT MAY BE INSTALLED AT INTERMEDIATE POINTS UP SLOPES AS WELL AS AT THE BOTTOM, AS SHOWN IN THE DETAIL.
3. ALL ENDS SHALL BE "J" HOOKED TO TRAP SEDIMENT.
4. IN AREAS WITH TWO SLOPES, SILT FENCE SHALL BE USED TO ERECT A DAM AND TRAP SEDIMENT AT THE BASE OF THE STEEPER SLOPE.
5. THE BOTTOM EDGE OF SILT FENCE SHALL BE BURIED A MINIMUM OF 6 INCHES BELOW GROUND, AND KEYED IN 4 INCHES. THE FENCE SHALL BE INSTALLED WITH THE POSTS ON THE DOWNSTREAM SIDE OF THE FABRIC.
6. MAXIMUM DRAINAGE AREA TRIBUTARY TO 100 FEET OF SILT FENCE SHALL BE 0.25 ACRES.
7. THE FOLLOWING ARE MAXIMUM LENGTHS FOR SILT FENCE INSTALATIONS:

CONSTRUCTED SLOPE	SLOPE LENGTH (LS) FT	HORIZONTAL LENGTH (LH) FT
3H : 4V	80	75
4H : 4V	130	125
5H : 4V	200	200
> 5H : 4V	250	250

8. WHERE ELONGATION IS >50%, POST SPACING SHALL NOT EXCEED 4 FEET. WHERE ELONGATION IS <50%, POST SPACING SHALL NOT EXCEED 6 FEET.
9. SILT FENCE SHALL BE INSPECTED EVERY SEVEN (7) CALENDAR DAYS AND WITHIN 24 HOURS OF A STORM EVENT GREAT ENOUGH TO CAUSE WATER TO LEAVE THE CONSTRUCTION SITE.
10. SILT FENCE SHALL BE CLEANED AND REPAIRED AS NEEDED. SEDIMENT SHALL BE REMOVED WHEN ACCUMULATION REACHES ONE-HALF OF THE MEASURE HEIGHT. SEDIMENT SHALL BE DISPOSED OF AT AN APPROVED WASTE SITE.
11. SILT FENCE SHALL BE REMOVED WHEN THE AREA HAS BEEN STABILIZED. AT TIME OF REMOVAL OF THE SILT FENCE, THE DISTURBED AREA SHALL BE REPAIRED AND STABILIZED.



SPlicing DETAIL

NOT TO SCALE

SILT FENCE

PROJECT NAME:	BARTON	
PROJECT NUMBER:	BRO 1449 (29)	
FILE NAME:	/s/tr5/01j168/sj168ecd.dgn	PLOT DATE: 02-APR-2007
PROJECT LEADER:	W. SYMONDS	DRAWN BY: VARIOUS
DESIGNED BY:	J. REED	CHECKED BY: T. SUMNER
sj168s1t.i		SHEET 28 OF 84