

PERMANENT NUMBER SIGN


NTS

PERMANENT NUMBER SIGN NOTES:


1. PERMANENT NUMBER SIGN PLATES SHALL BE MADE UP OF 0.032 GAGE ALUMINUM WITH RAISED NUMBERS AND LETTERS. SEE SPECIFICATIONS.
2. SEE AARDOT TABLE FOR CROSSING NUMBERS.

AARDOT TABLE


BANK STREET	-	851-164P
MAIN STREET	-	851-165W
UNION STREET	-	851-199R
RICHVILLE ROAD	-	851-200H
AIRPORT ROAD	-	851-173N




W10-4L SIGN



W10-4R SIGN



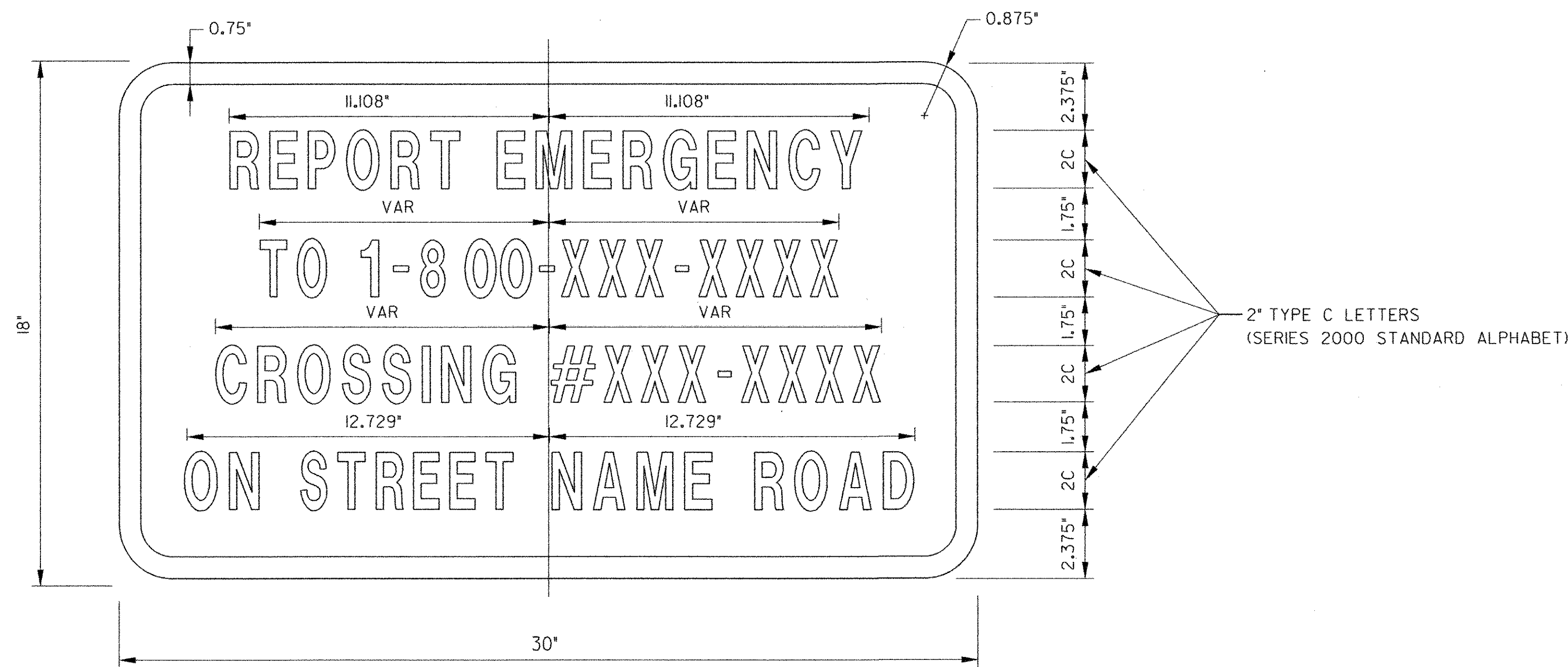
W10-3L SIGN



W10-3R SIGN

WARNING SIGN NOTES:

1. THE COLORS, MATERIALS, LETTERING, DESIGN, AND SPECIFICATIONS SHALL CONFORM TO THE NOTES SHOWN ON VERMONT STANDARD E-152.



I-13a SIGN

COLORS: LEGEND BACKGROUND WHITE (RETROREFLECTIVE) BLUE (RETROREFLECTIVE)

GENERAL MOTORIST SERVICE SIGN NOTES:

1. THE COLORS, MATERIALS, LETTERING, DESIGN, AND SPECIFICATION SHALL CONFORM TO THE NOTES SHOWN ON VERMONT STANDARD E-132.
2. THE EMERGENCY CONTACT TELEPHONE NUMBER IS 1-888-265-2735
3. PLACE A MINIMUM OF (3) I-13a SIGNS AT EACH CROSSING. ONE ON EACH SIDE OF THE CROSSING ON SIGNAL MASTS AND ONE ON THE SIGNAL CASE OR HOUSE.
4. SEE AARDOT TABLE FOR CROSSING NUMBERS AND STREET NAMES.

PROJECT NAME: STATEWIDE RAILROAD X-ING - SOUTHERN

PROJECT NUMBER: STP 203(10) TH#3; STP 1200(4) TH#1  
STP 203(12) TH#4; STP 0170(12) TH#9  
STP 203(11) TH#7

FILE NAME: ZOIG58RRDETAILS.dgn  
PROJECT LEADER: D. BUA  
DESIGNED BY: ASL

PLOT DATE: 08-MAY-2006  
DRAWN BY: TSC  
CHECKED BY: BUA  
SHEET 19 OF 21