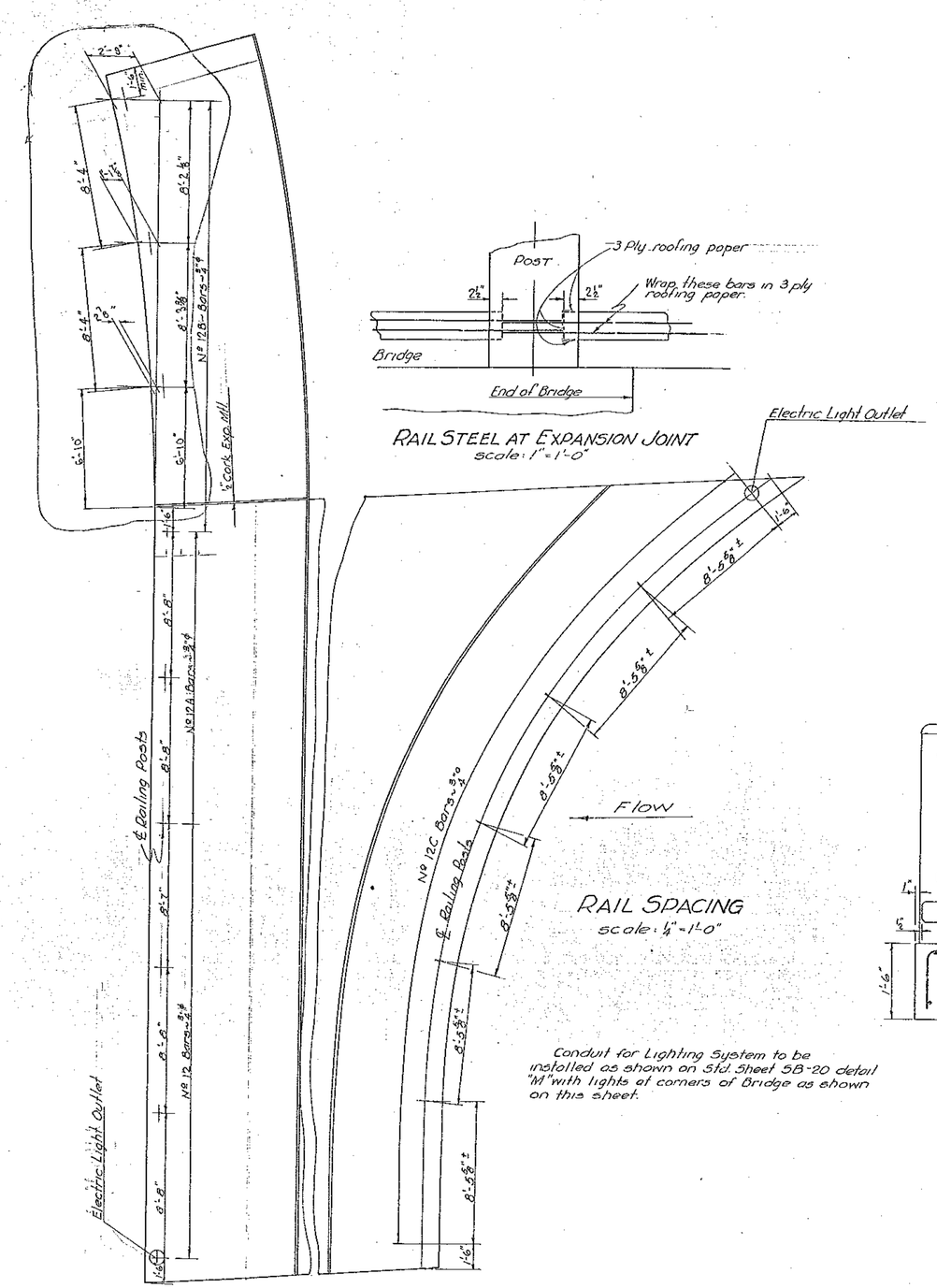

RAIL SPACING
scale: 1/4" = 1'-0"

RAIL STEEL AT EXPANSION JOINT
scale: 1" = 1'-0"

Conduit for Lighting System to be installed as shown on Std. Sheet 5B-20 detail "M" with lights at corners of Bridge as shown on this sheet.

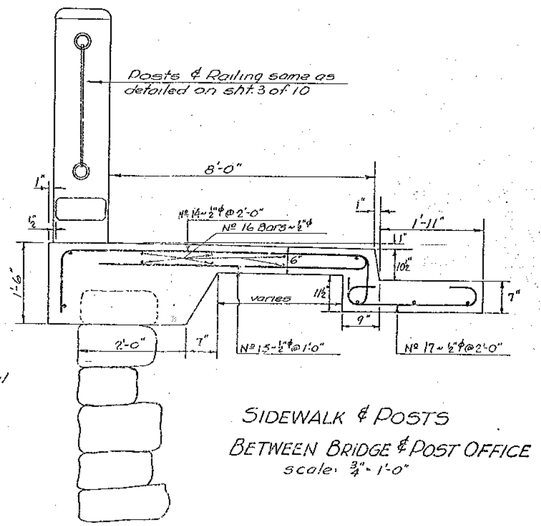

SIDEWALK & POSTS
BETWEEN BRIDGE & POST OFFICE
scale: 3/4" = 1'-0"

BAR	SIZE	NO.	T.L.	X	Y	DETAIL
1	5/8"ϕ	36	22'-2"	4'-0"		
A		4	22'-5"	4'-3"		
B		3	22'-11"	4'-9"		
C		2	23'-8"	5'-6"		
D		2	24'-2"	6'-0"		
E		2	24'-9"	6'-7"		
F		2	25'-8"	7'-6"		
G		2	26'-7"	8'-5"		
H		2	27'-9"	9'-7"		
J		2	29'-2"	11'-0"		
K		1	30'-6"	12'-4"		
L	5/8"ϕ	1	31'-4"	13'-2"		
M	5/8"ϕ	1	33'-7"	1'-8"		
P		1	33'-9"	1'-10"		
Q		1	34'-9"	2'-10"		
R		1	35'-11"	4'-0"		
S		1	37'-1"	5'-2"		
1T		1	38'-3"	6'-4"		
1W	5/8"ϕ	1	39'-6"	7'-6"		
2	5/8"ϕ	42	28'-2"	27'-0"		
A		13	15'-0"	13'-10"		
B		4	15'-3"	14'-1"		
C		3	15'-9"	14'-7"		
D		2	16'-6"	15'-4"		
E		2	17'-0"	15'-10"		
F		2	17'-7"	16'-5"		
G		2	18'-6"	17'-4"		
H		2	19'-6"	18'-3"		
J		2	21'-0"	19'-10"		
K		2	22'-1"	20'-11"		
L		1	23'-4"	22'-2"		
M		1	25'-2"	24'-0"		
N		1	25'-6"	24'-4"		
P		1	26'-6"	25'-4"		
Q		1	27'-6"	26'-4"		
R		1	28'-6"	27'-4"		
S		1	30'-0"	28'-10"		
2T	5/8"ϕ	1	31'-0"	29'-10"		
3	5/8"ϕ	42	30'-6"			straight
A		13	10'-9"			
B		4	11'-0"			
C		3	11'-6"			
D		2	12'-3"			
E		2	12'-9"			
F		2	13'-4"			
G		2	14'-3"			
H		2	15'-2"			
J		2	16'-4"			
K		2	17'-10"			
L		1	19'-1"			
M		1	20'-11"			
N		1	21'-3"			
P		1	22'-3"			
Q		1	23'-3"			
R		1	24'-3"			
S		1	25'-9"			
3T	5/8"ϕ	1	26'-9"			
4	5/8"ϕ	147	2'-11"			straight
5	1/2"ϕ	68	9'-11"			8'-2"±ϕ
5A	1/2"ϕ	81	7'-8"			3'-11"±ϕ
6	5/8"ϕ	28	23'-11"			
A		2	31'-6"			
B		2	20'-0"			
C		2	24'-6"			
D		4	28'-0"			
E		2	30'-0"			straight
F		2	31'-0"			
G		4	33'-0"			
H		2	34'-3"			
J		2	37'-6"			
6K	5/8"ϕ	2	40'-0"			
7B	1"ϕ	4	45'-9"	42'-3"		
C		4	42'-3"	38'-9"		
E		2	43'-4"	39'-10"		
G		2	40'-4"	36'-10"		
K		4	37'-4"	33'-10"		
M	1"ϕ	4	20'-0"	16'-6"		
T	1 1/2"ϕ	12	23'-6"	20'-0"		
A	1 1/2"ϕ	32	46'-5"	44'-11"		
D		1	43'-4"	39'-10"		
F		1	40'-4"	36'-10"		
H		2	37'-4"	33'-10"		
P	1 1/2"ϕ	24	40'-9"	37'-3"		

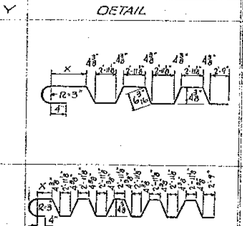

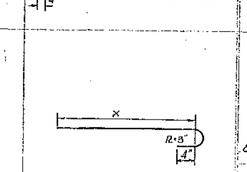

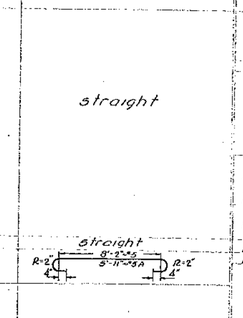

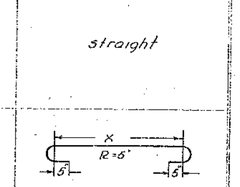

Bars D, E, F, G, H, & K hooks to be at 90° to each other.

straight

BAR	SIZE	NO.	T.L.	X	Y
8	1/2"ϕ	191	8'-4"	1'-1 3/8"	2'-8"
A		53	10'-1"	1'-1 3/8"	3'-7"
B		1	10'-6"	1'-1 3/8"	
C		1	10'-7"	1'-8"	
D		1	10'-8"	1'-9"	
E		1	10'-9"	1'-10"	
F		1	10'-10"	1'-11 5/8"	
G		1	10'-11"	2'-0 5/8"	
H		1	11'-1"	2'-2"	
J		1	11'-2"	2'-3 1/2"	
K		1	11'-4"	2'-5"	
L		1	11'-6"	2'-6 1/2"	
M		1	11'-8"	2'-9"	
N		1	11'-10"	2'-11"	
P		1	12'-1"	3'-2"	
Q		1	12'-3"	3'-4 1/2"	
R		1	12'-5"	3'-7 1/2"	
AA		1	10'-5"	1'-6 1/4"	3'-7"
AB		4	10'-6"	1'-6 3/4"	
AC		1	10'-6"	1'-7"	
AD		2	10'-8"	1'-9 1/2"	
AE		1	10'-9"	1'-10 1/2"	
AF		1	10'-11"	2'-0 1/2"	
AG		1	10'-10"	1'-11 1/2"	
AH		1	10'-9"	1'-10 1/2"	
AK		1	10'-7"	1'-8 1/2"	
AM		1	10'-6"	1'-7 1/2"	
AP		1	10'-5"	1'-6 1/2"	
BAR	5/8"ϕ	1	10'-3"	1'-4"	3'-7"
9	1/4"ϕ	144	3'-6"		
10	1"ϕ	64	6'-4"		
11	1/2"ϕ	28	5'-2"		
12	3/4"ϕ	4	27'-9"		
12A	3/4"ϕ	4	19'-2"		
12B	3/4"ϕ	4	26'-10	25'-10	
12C	3/4"ϕ	8	27'-8"		
13	1/4"ϕ	16	3'-0"		
14	1/2"ϕ	13	11'-7"		
15	1/2"ϕ	26	8'-9"		
16	1/2"ϕ	12	26'-0"		
17	1/2"ϕ	13	3'-8"		
18	3/4"ϕ	27	24'-4"		
19	3/4"ϕ	40	25'-6"		

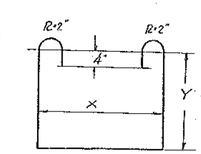

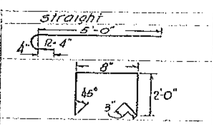

straight

APPROACH SIDEWALK STEEL

straight

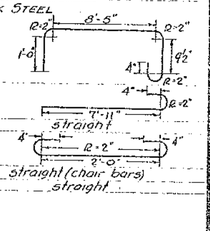

BARTON
ORLEANS VILLAGE BRIDGE
S.A. 29-1946
scale as noted

ESTIMATED QUANTITIES

Approach Rail Materials 1" per panel JFP 9/3/48

Reinforcing Steel	36,645 lbs.
Concrete Class "A"	159 c.y.
Structural Steel	3550 lbs.

Surveyed by
Designed by L.M.B.
Drawn by H.W.S.
Traced by H.W.S.
Checked by J.L.H. EXCEPT Quantities.
Series No. Files
Sheet 4 of 10 Sheets