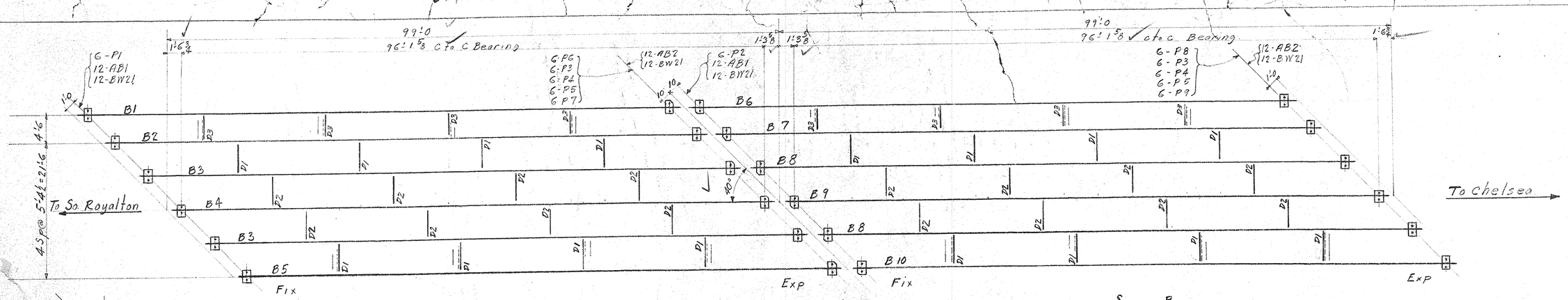

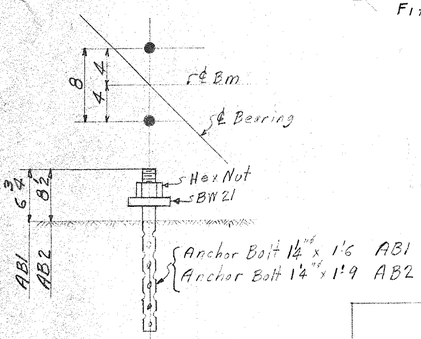

Anchor Bolt Setting

Camber Diagram - All Beams

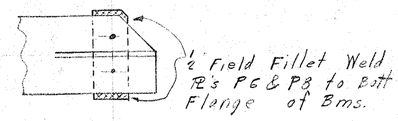

General Notes

Anchor Bolts furnished by BSCo and set by others

Erection by others

Diaphragms to be 100% Field Welded by others.

Plates P6 & P8 to be Field Welded to beams by others (see sketch)

Finished surfaces to be coated with graphite by others.

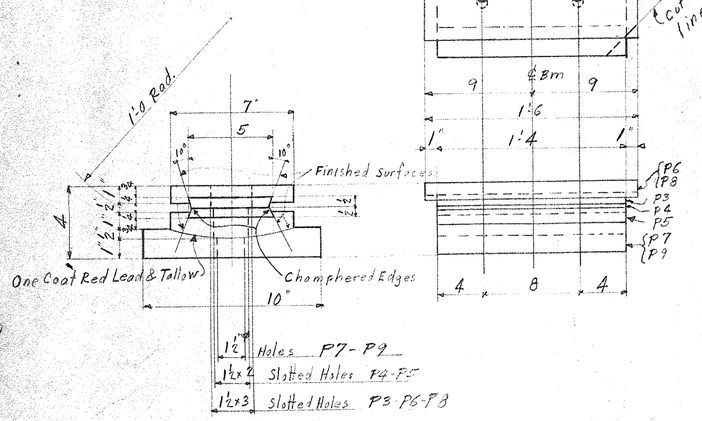

Assembled Expansion Bearings

Steelton SF9434

- PL 7 x 1 x 1'-6 (Grooved) (1/16) P6
- PL 7 x 1 x 1'-6 (Grooved) (1/16) P8
- Phos. Bronze PL 5 x ½ x 1'-4 (1/16) P3
- Phos. Bronze PL 5 x ½ x 1'-4 (1/16) P4
- ASTM Specs B22-35T Class B
- PLs 7 x 1½ x 1'-4 (Curved & Grooved) P1 (1/16) P5
- PLs 10 x 1½ x 1'-4 (Dished) P7 (1/4) (P15)
- PLs 10 x 1½ x 1'-4 (Dished) P9 (1/4) (P15)

Plates P6 & P8 shall be field welded to Bms B1 to B10. Plates P3 & P4 shall have a sliding fit in Plates P6-P8 & P5. The entire expansion bearing shall be shop assembled and match marked

PL's P3, P4, P5-P6 & P7 (Boxed for Ship.)

PL's P3, P4, P5-P8 & P9 (Boxed for Ship)

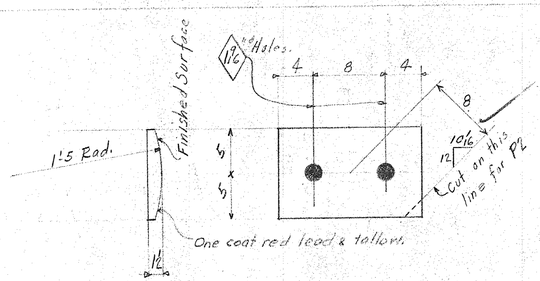

Fixed Bearing

P1 - PL 10 x 1½ x 1'-4 (P15) (1/16)
P2 - PL 10 x 1½ x 1'-4 (P15) (1/16)
} Steelton SF9434

REQUIRED LIST

Span A	Span B	Req'd	Mark	Description
6		6	P1	Fixed Bearing
	6	6	P2	Fixed Bearing
6	6	12	P3	Expansion Bearing
6	6	12	P4	
6	6	12	P5	
6		6	P6	
6		6	P7	
	6	6	P8	
	6	6	P9	

Changes OK JGG 7.20-38

RIVETS —
OPEN HOLES As Noted
REAM —
MILLING As Noted
PAINT One Coat.
SHOP CONTACT SURFACES

SHOP No.

TEMP.
SUPT.
LAYOUT
FITTER
SHOP INSP.
PC. WK.
B. SMITH
MCH.
ERECT.
O. INSP.

Market Bridge, Tunbridge, Vt.

Cust- T. J. Harvey & Son - Adams, Mass.

BETHLEHEM STEEL COMPANY
FABRICATED STEEL CONSTRUCTION
BETHLEHEM DRAWING ROOM Beth. WORKS
IN CHARGE Dickert MADE BY FPD 7/1/38
CHECKED BY J.A.J. 7-8-38 TRACED BY
REVISED LAST ASSEM. MK.

CONTRACT CP3251-1 SHEET 1

Steelton SF9434