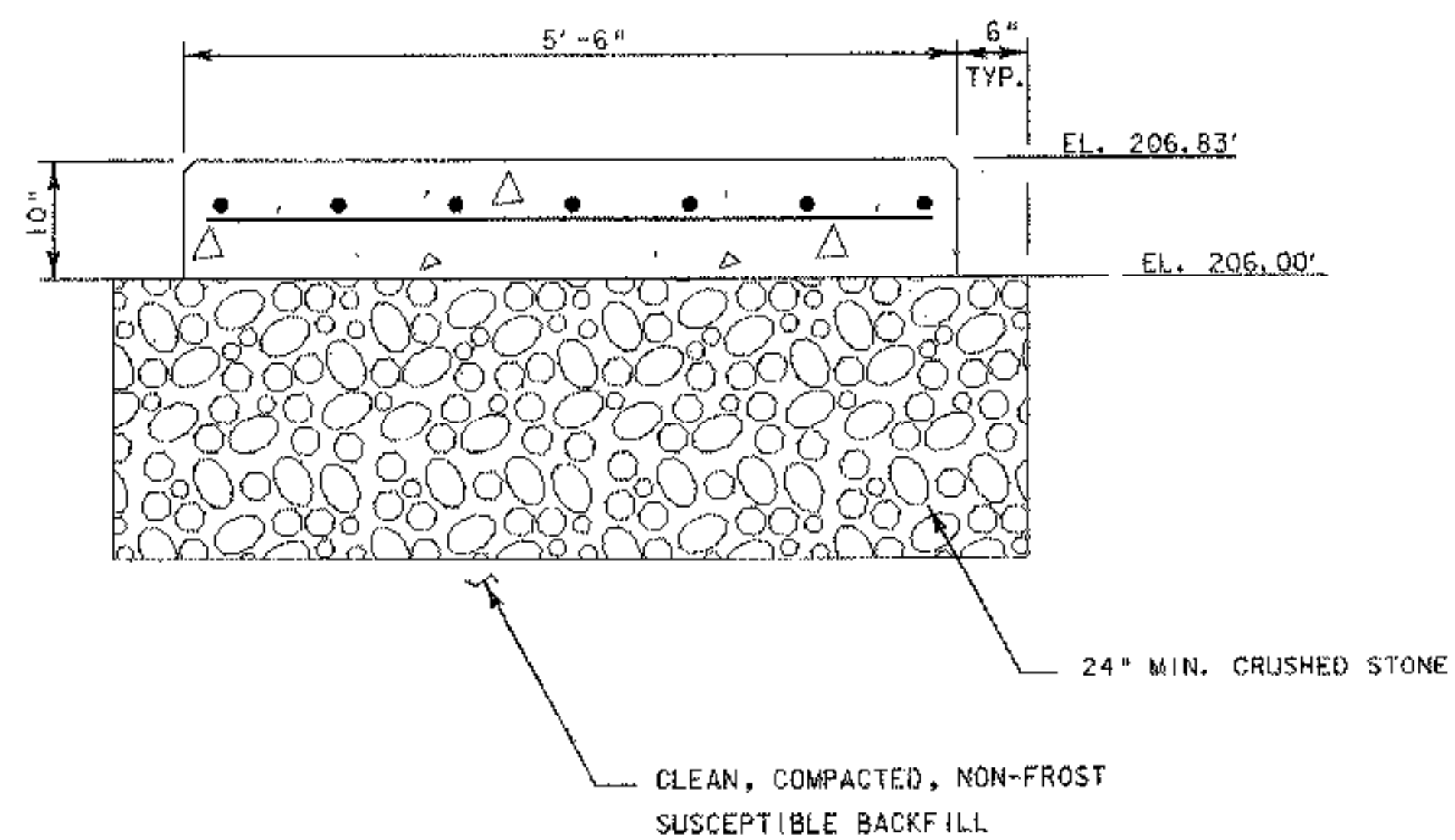


PLAN

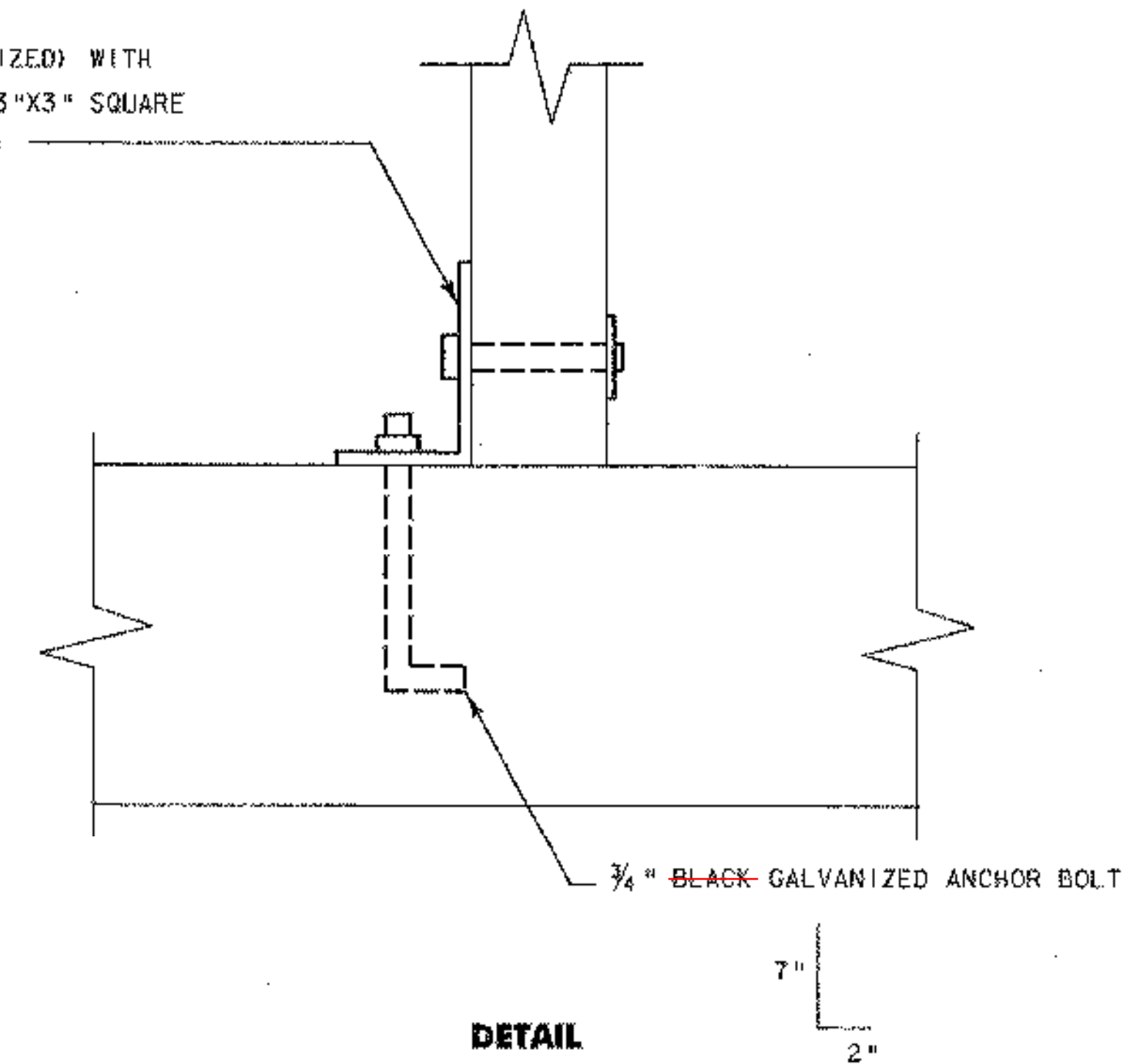


SECTION


NOTES

1. ALL MATERIALS AND CONSTRUCTION SHALL CONFORM TO STATE OF VERMONT AGENCY OF TRANSPORTATION SPECIFICATIONS FOR HIGHWAY AND BRIDGE CONSTRUCTION, ITS LATEST REVISIONS AND THE AASHTO STANDARD SPECIFICATIONS FOR HIGHWAY BRIDGES, 1996 ed. WITH LATEST INTERIMS.
2. REINFORCING PLACEMENT TOLERANCES SHALL BE:
 SPACING +/- 1"
 CLEARANCE +/- 1/4"
3. ALL EXPOSED EDGES OF CONCRETE SHALL BE CHAMFERED 3/4" BY 3/4"
4. WATER REPELLENT SHALL BE APPLIED TO ALL EXPOSED CONCRETE.
5. PAYMENT OF ITEMS AND LABOR SHOWN ON THIS SHEET SHALL BE INCLUDED UNDER ROADSIDE REST FACILITIES. (ITEM 658.10, LUMP SUM)

L6x4x3/8"x4" LONG (BLACK GALVANIZED) WITH
 (1) 3/4" BLACK GALVANIZED BOLT, 3"x3" SQUARE
 WASHER & NUT (BLACK GALVANIZED)



DETAIL



PROJECT NAME:	COLCHESTER PARK-AND-RIDE
PROJECT NUMBER:	CMG PARK(18)S
FILE NAME:	zk062-fr.m.dgn
PROJECT LEADER:	WLD
DESIGNED BY:	RJG
STRUCTURAL DETAILS	
PLOT DATE:	07/08/02
DRAWN BY:	MED
CHECKED BY:	RJG
SHEET	38 OF 56