

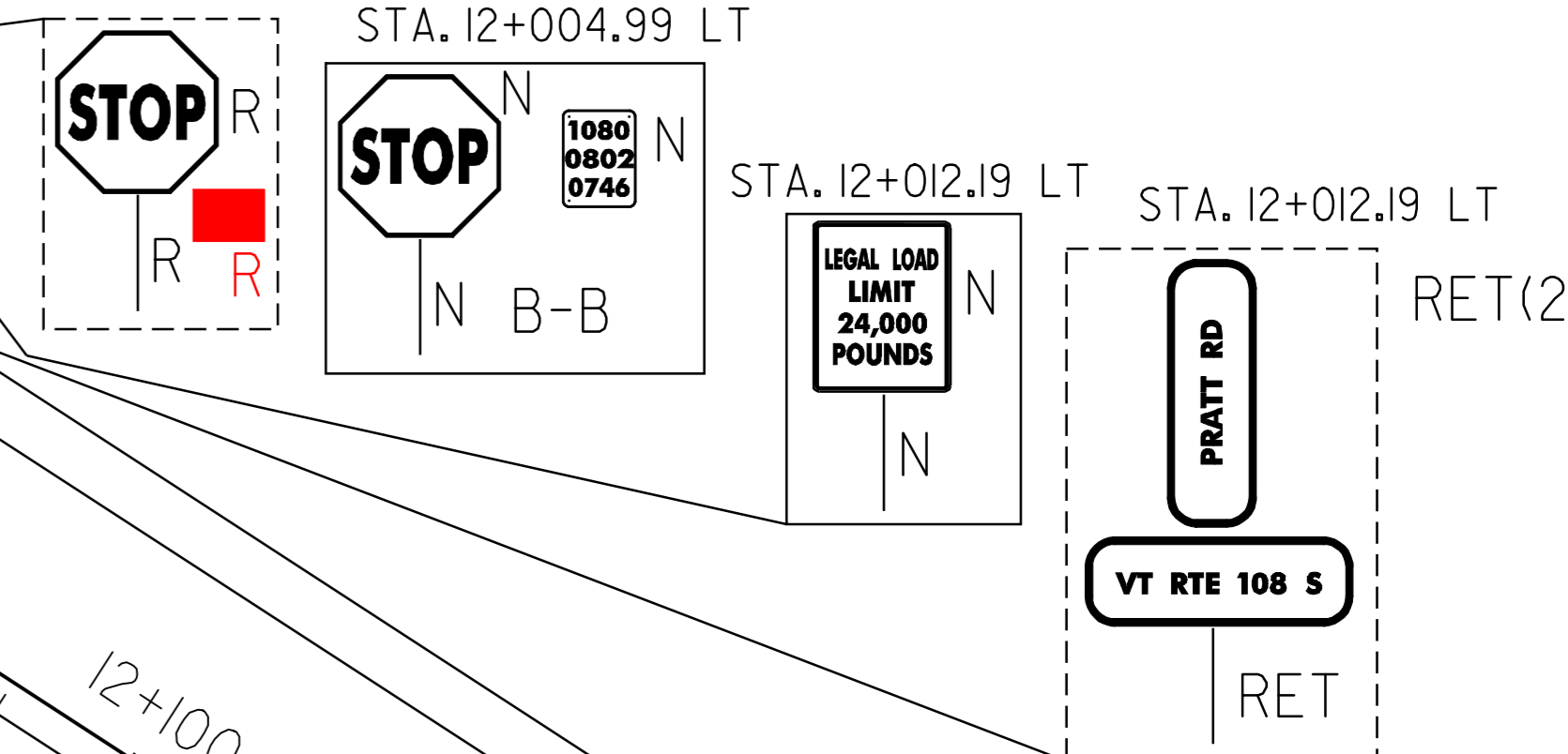
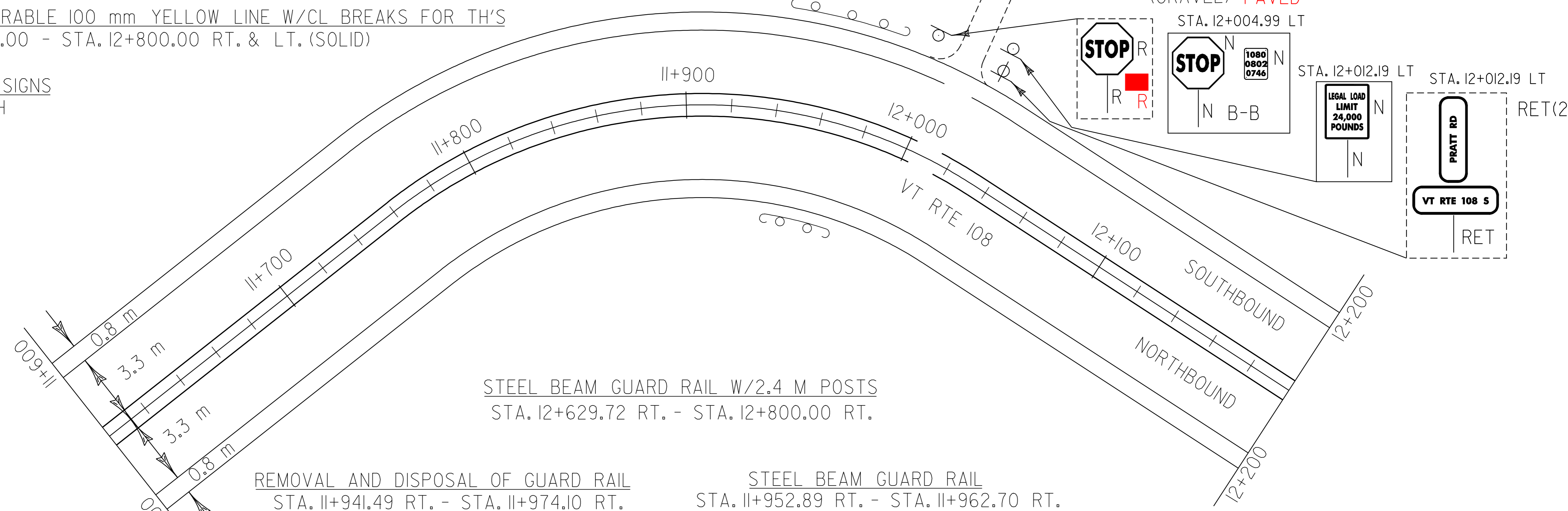
TEMPORARY AND DURABLE 100 mm WHITE LINE
 STA. 11+600.00 - STA. 12+800.00 RT. & LT.

TEMPORARY AND DURABLE 100 mm YELLOW LINE W/CL BREAKS FOR TH'S
 STA. 11+600.00 - STA. 12+800.00 RT. & LT. (SOLID)

REMOVING SIGNS
 2 + EACH



T-42
 PRATT ROAD
 MM 7.462 = STA. 12+008.596
 (GRAVEL) PAVED



STEEL BEAM GUARD RAIL W/2.4 M POSTS
 STA. 12+629.72 RT. - STA. 12+800.00 RT.

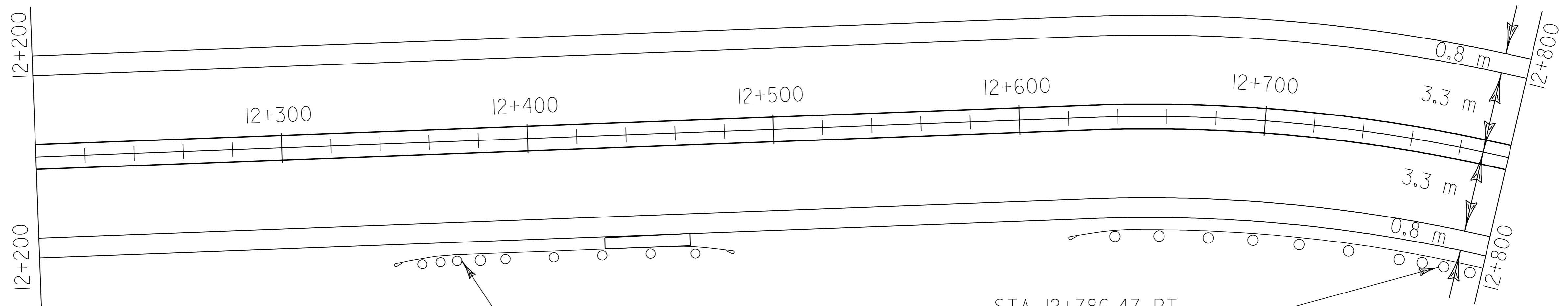
REMOVAL AND DISPOSAL OF GUARD RAIL
 STA. 11+941.49 RT. - STA. 11+974.10 RT.
 STA. 11+941.49 LT. - STA. 11+982.89 LT.
 STA. 12+343.70 RT. - STA. 12+481.74 RT.
 STA. 12+618.32 RT. - STA. 12+800.00 RT.

STEEL BEAM GUARD RAIL
 STA. 11+952.89 RT. - STA. 11+962.70 RT.
 STA. 11+952.89 LT. - STA. 11+971.49 LT.
 STA. 12+355.10 RT. - STA. 12+431.30 RT.
 STA. 12+465.59 RT. - STA. 12+470.34 RT.

MANUFACTURED TERMINAL SECTION (FLARED)
 STA. 11+941.49 RT. STA. 11+941.49 LT.
 STA. 11+974.10 RT. STA. 11+982.89 LT.
 STA. 12+343.70 RT. STA. 12+481.74 RT.
 STA. 12+618.32 RT. USED GI-D'S

BRIDGE RAIL - H.D. STEEL BEAM FASCIA MOUNTED (MOD. I)
 STA. 12+431.30 RT. - STA. 12+465.59 RT.

ANCHOR FOR STEEL BEAM GUARD RAIL
 STA. 12+618.32 RT
 STA. 12+481.74 RT



~~STA. 12+359.86 RT.~~
~~REDUCED POST SPACING~~
~~SEE DETAIL ON SHEET 27~~
 NOT NEEDED

STA. 12+786.47 RT.
 REDUCED POST SPACING
 SEE DETAIL ON SHEET 27

PAVING PROJECT LAYOUT #8	PROJECT NAME: CAMBRIDGE	PLOT DATE: 14-FEB-2006 16:4
	PROJECT NUMBER: SIP_2218(I)S	DRAWN BY: KML
	FILE NAME: Z:\pave\299ci88\299ci88.dgn	CHECKED BY: PAVI.MGMI.
	DESIGNED BY: KML	RECORDED BY: LOCKE
		SHEET 15 OF 28