

TEMPORARY AND DURABLE 100 mm WHITE LINE
 STA. 10+400.00 - STA. 11+600.00 LT. & RT.

REMOVAL AND DISPOSAL OF GUARD RAIL
 STA. 10+509.37 RT. - STA. 10+695.51 RT.
 STA. 10+742.59 RT. - STA. 11+032.41 RT.
 STA. 11+048.30 RT. - STA. 11+112.81 RT.
 STA. 11+161.42 RT. - STA. 11+258.58 RT.

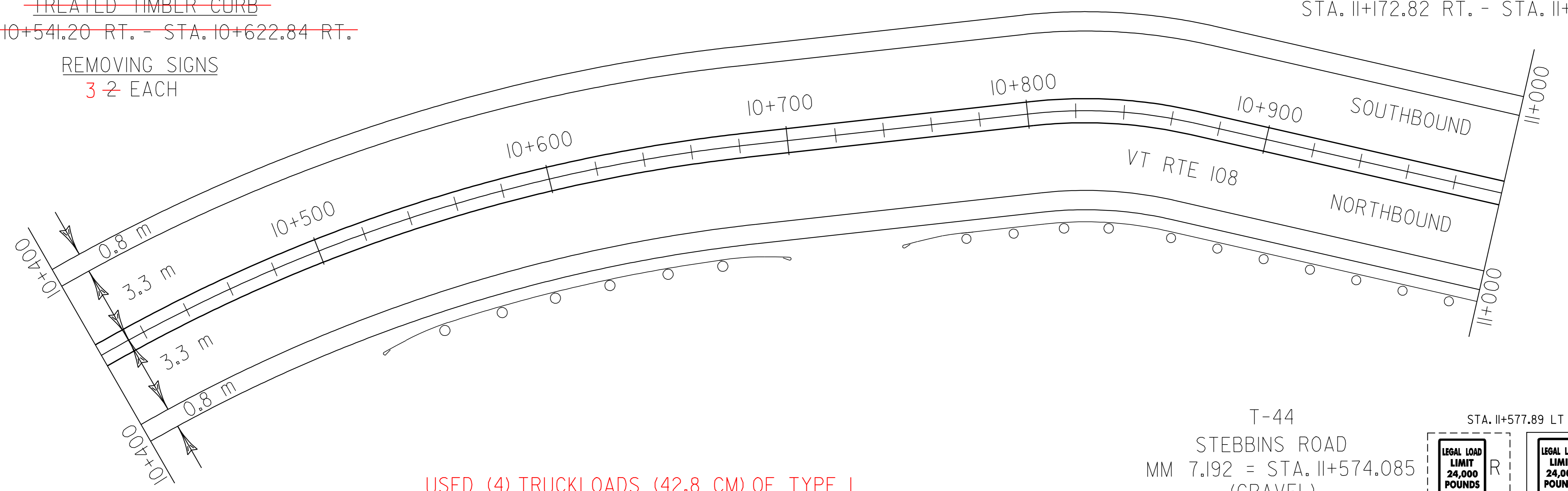
STEEL BEAM GUARD RAIL
 STA. 10+520.77 RT. - STA. 10+684.11 RT.
 STA. 11+074.97 RT. - STA. 11+101.41 RT.

STEEL BEAM GUARD RAIL W/2.4 M POSTS
 STA. 10+753.99 RT. - STA. 11+032.41 RT.
 STA. 11+059.70 RT. - STA. 11+074.97 RT.
 STA. 11+172.82 RT. - STA. 11+247.18 RT.

TEMPORARY AND DURABLE 100 mm YELLOW LINE W/CL BREAKS FOR TH'S
 STA. 10+400.00 - STA. 11+600 LT. & RT. (SOLID)

~~TREATED TIMBER CURB~~
~~STA. 10+541.20 RT. - STA. 10+622.84 RT.~~

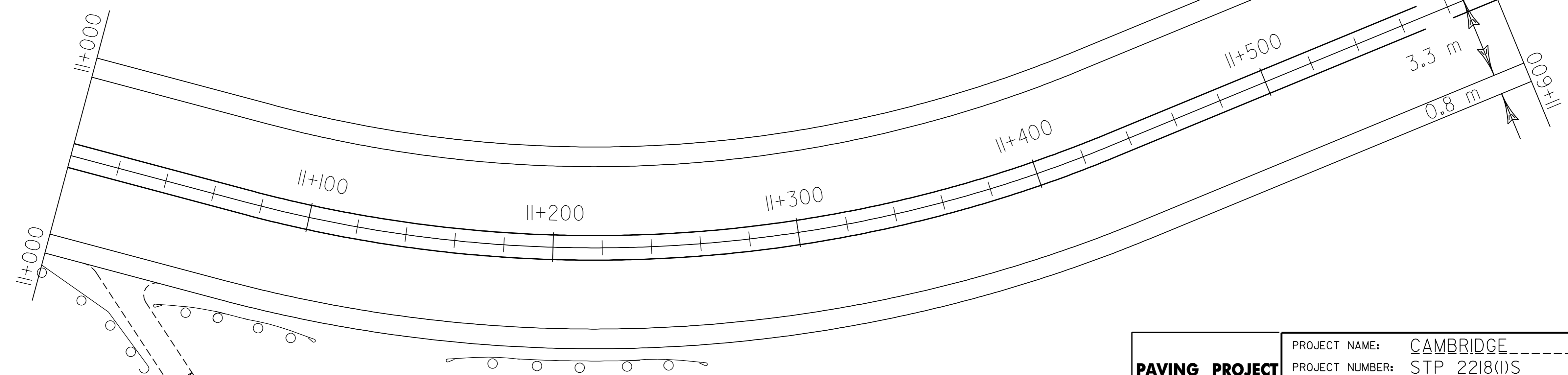
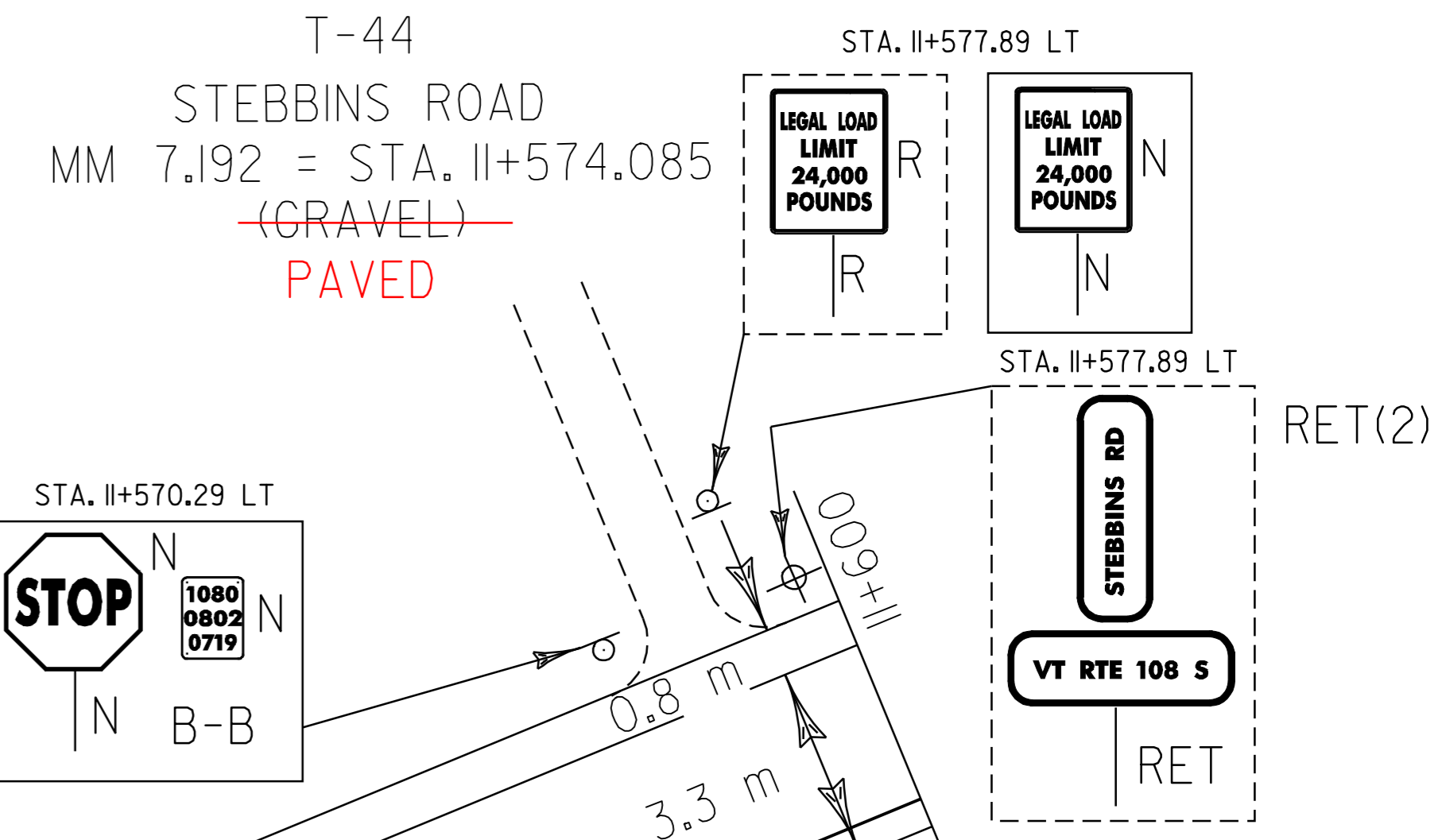
REMOVING SIGNS
 3-2 EACH



USED (4) TRUCKLOADS (42.8 CM) OF TYPE I
 STONE FILL, TYPE I# FOR SLOPE STABILIZATION
 STA. 10+600.00 RT.

MANUFACTURED TERMINAL SECTION (FLARED)
 STA. 10+509.37 RT. STA. 10+695.51 RT.
 STA. 10+742.59 RT. STA. 11+048.30 RT.
 STA. 11+112.81 RT. (TANGENT) STA. 11+161.42 RT.
 STA. 11+258.58 RT.

ANCHOR FOR STEEL BEAM GUARD RAIL
 STA. 11+032.41 RT.



PAVING PROJECT LAYOUT #7	PROJECT NAME: CAMBRIDGE	FILE NAME: Z:\pave\299ci88\299ci88.dgn	PLOT DATE: 14-FEB-2006 16:4
	PROJECT NUMBER: SIP_2218(1)S	PROJECT LEADER: WQQLAYER	DRAWN BY: KML
	DESIGNED BY: KML	CHECKED BY: PAVI.MGMT.	SHEET 14 OF 28
	RECORDED BY: LOCKE		