

MATCHLINE STA. 43+50 - SEE PREVIOUS SHEET

MATCHLINE STA. 59+00 - SEE BELOW

604.412 REHAB. DROP INLETS, CATCH BASINS, OR MANHOLES, CLASS I

STA. 46+80 RT  
STA. 48+37 RT  
STA. 49+08 RT  
STA. 50+20 RT

616.47 BITUMINOUS CONCRETE GUTTERS AND TRAFFIC ISLANDS  
STA. 44+00 RT - STA. 46+00 RT

625.10 REMOVAL OF EXISTING RAILING  
STA. 57+72.50 RT - STA. 58+10.00 RT

621.20 STEEL BEAM GUARDRAIL, GALVANIZED

STA. 56+85.00 LT - STA. 58+35.00 LT  
STA. 57+35.00 RT - STA. 57+47.50 RT  
STA. 58+35.00 RT - STA. 58+47.50 RT  
58+10.0 58+22.5

621.21 HD STEEL BEAM GUARDRAIL, GALVANIZED

STA. 57+47.50 RT - STA. 57+72.50 RT  
STA. 58+10.00 RT - STA. 58+35.00 RT

621.60 ANCHOR FOR STEEL BEAM RAIL

STA. 56+85.00 LT  
STA. 57+35.00 RT  
STA. 58+22.50 LT 58+35.0  
STA. 58+47.50 RT 58+22.5

621.80 REMOVAL AND DISPOSAL OF GUARDRAIL

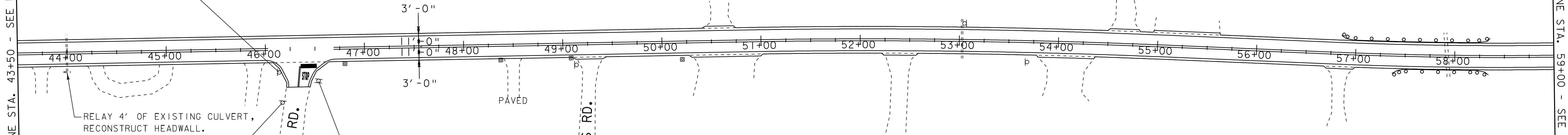

STA. 56+85.00 LT - STA. 58+35.00 LT  
STA. 57+53.75 RT - STA. 57+72.50 RT  
STA. 58+10.00 RT - STA. 58+28.75 RT

676.10 DELINEATOR WITH STEEL POST

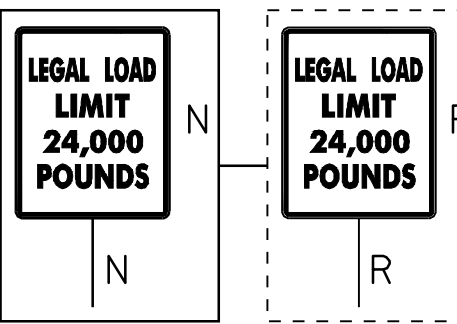
STA. 56+85.00 LT  
STA. 57+35.00 RT  
STA. 58+35.00 LT  
STA. 58+47.50 RT

900.640 SPECIAL PROVISION (BRIDGE RAILING REPAIR, TYPE I)  
STA. 57+72.50 RT - STA. 58+10.00 RT

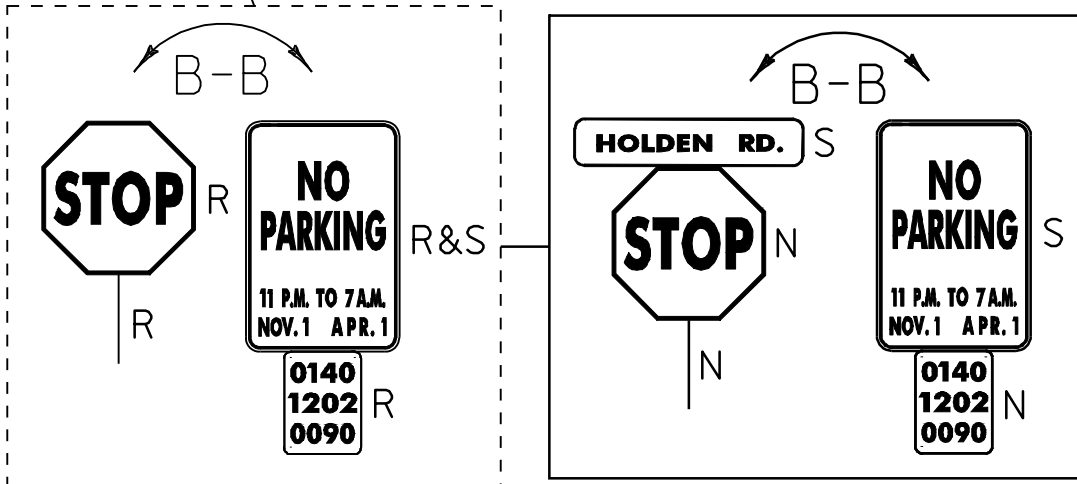
621.205 STEEL BEAM GUARDRAIL W/ 8' POSTS  
57+72.5 ~ 57+97.5 LT



RELAY 4' OF EXISTING CULVERT, RECONSTRUCT HEADWALL.



TH# 60  
MM 0.881  
STA. 46+35



646.403 DURABLE 4 INCH WHITE LINE, EPOXY PAINT  
STA. 43+50 - STA. 59+00 (SOLID LT & RT)  
(WITH EDGELINE BREAKS AT TOWN ROADS)  
STA. 46+35 RT (EDGELINES, TH#60)

646.602 TEMPORARY 4 INCH WHITE LINE, PAINT  
STA. 43+50 - STA. 59+00 (SOLID LT & RT)  
(WITH EDGELINE BREAKS AT TOWN ROADS)  
STA. 46+35 RT (EDGELINES, TH#60)

675.50 REMOVING SIGNS  
AS SHOWN - 5

646.413 DURABLE 4 INCH YELLOW LINE, EPOXY PAINT  
STA. 43+50 - STA. 59+00 (SOLID LT & RT)  
(WITH CENTERLINE BREAKS AT TOWN ROADS)  
STA. 46+35 RT (CENTERLINE, TH#60)

646.612 TEMPORARY 4 INCH YELLOW LINE, PAINT  
STA. 43+50 - STA. 59+00 (SOLID LT & RT)  
(WITH CENTERLINE BREAKS AT TOWN ROADS)  
STA. 46+35 RT (CENTERLINE, TH#60)

675.60 ERECTING SALVAGED SIGNS  
AS SHOWN - 2

646.482 DURABLE 24 INCH STOP BAR, THERMOPLASTIC  
STA. 46+35 RT - STA. 46+52 RT (TH# 60)

646.682 TEMPORARY 24 INCH STOP BAR, PAINT  
STA. 46+35 RT - STA. 46+52 RT (TH# 60)


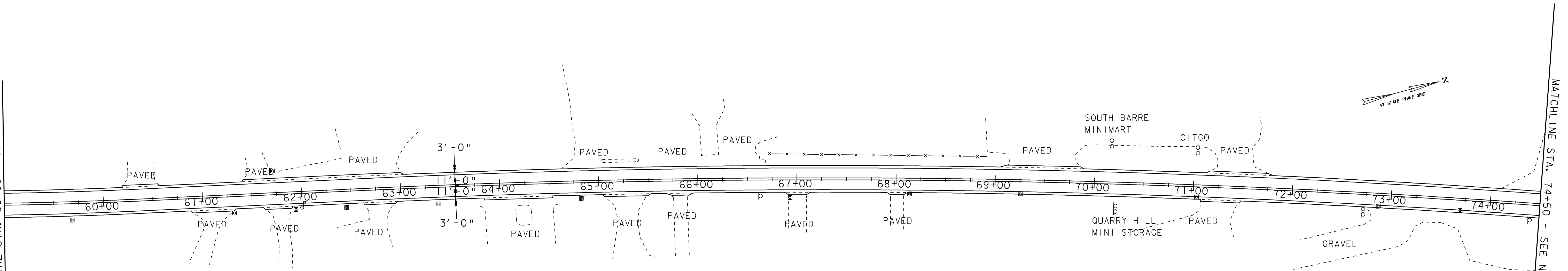
646.492 DURABLE LETTER OR SYMBOL, THERMOPLASTIC  
STA. 46+40 RT "STOP" (TH# 60)

646.692 TEMPORARY LETTER OR SYMBOL, PAINT  
STA. 46+40 RT "STOP" (TH# 60)

**SIGN LEGEND**  
R = REMOVE  
S = SALVAGE  
N = NEW  
RET = RETAIN  
B-B = BACK TO BACK

MATCHLINE STA. 59+00 - SEE ABOVE

MATCHLINE STA. 74+50 - SEE NEXT SHEET



646.403 DURABLE 4 INCH WHITE LINE, EPOXY PAINT  
STA. 59+00 - STA. 74+50 (SOLID LT & RT)  
(WITH EDGELINE BREAKS AT TOWN ROADS)

646.612 TEMPORARY 4 INCH YELLOW LINE, PAINT  
STA. 59+00 - STA. 74+50 (SOLID LT & RT)  
(WITH CENTERLINE BREAKS AT TOWN ROADS)

616.47 BITUMINOUS CONCRETE GUTTERS AND TRAFFIC ISLANDS  
STA. 61+32 RT - STA. 61+65 RT  
STA. 62+95 RT - STA. 63+77 RT  
STA. 64+60 RT - STA. 65+05 RT  
STA. 65+95 RT - STA. 66+89 RT  
STA. 68+14 RT - STA. 71+04 RT  
STA. 71+51 RT - STA. 72+78 RT

646.413 DURABLE 4 INCH YELLOW LINE, EPOXY PAINT  
STA. 59+00 - STA. 74+50 (SOLID LT & RT)  
(WITH CENTERLINE BREAKS AT TOWN ROADS)

604.412 REHAB. DROP INLETS, CATCH BASINS, OR MANHOLES, CLASS I

STA. 59+70 RT STA. 66+92 RT  
STA. 61+30 RT STA. 68+12 RT  
STA. 61+70 LT STA. 69+26 RT  
STA. 61+90 RT STA. 71+02 RT  
STA. 62+45 RT STA. 72+88 RT  
STA. 63+38 RT STA. 73+70 RT  
STA. 64+80 RT

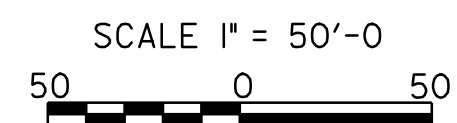
617.10 RELOCATE MAILBOX, SINGLE SUPPORT  
STA. 62+00 RT

646.602 TEMPORARY 4 INCH WHITE LINE, PAINT  
STA. 59+00 - STA. 74+50 (SOLID LT & RT)  
(WITH EDGELINE BREAKS AT TOWN ROADS)

**SIGN LEGEND**  
R = REMOVE  
S = SALVAGE  
N = NEW  
RET = RETAIN  
B-B = BACK TO BACK

DATUM

VERTICAL	N/A
HORIZONTAL	N/A



**PROJECT LAYOUT SHEET 10**

PROJECT NAME: WILLIAMSTOWN-BARRE TOWN  
PROJECT NUMBER: STP 2210(I)S

FILE NAME: p99cl72.dgn  
PROJECT LEADER: EPD  
DESIGNED BY: CDL  
PLOT FILE: p99cl7210.1  
PLOT DATE: 29-APR-2009 13:3  
DRAWN BY: RHB  
CHECKED BY: EPD  
SHEET 22 OF 32