

646.403 DURABLE 4 INCH WHITE LINE, EPOXY PAINT
 STA. 315+50 - STA. 329+50 (SOLID LT & RT)
 (WITH EDGELINE BREAKS AT TOWN ROADS)
 STA. 321+86 RT (EDGELINES, TH# 89)

646.413 DURABLE 4 INCH YELLOW LINE, EPOXY PAINT
 STA. 315+50 - STA. 329+50 (SOLID LT & RT)
 (WITH CENTERLINE BREAKS AT TOWN ROADS)
 STA. 321+86 RT (CENTERLINE, TH# 89)

646.482 DURABLE 24 INCH STOP BAR, THERMOPLASTIC
 STA. 321+86 RT - STA. 321+96 RT (TH# 89)

646.492 DURABLE LETTER OR SYMBOL, THERMOPLASTIC
 STA. 321+90 RT "STOP" (TH# 89)

646.602 TEMPORARY 4 INCH WHITE LINE, PAINT
 STA. 315+50 - STA. 329+50 (SOLID LT & RT)
 (WITH EDGELINE BREAKS AT TOWN ROADS)
 STA. 321+86 RT (EDGELINES, TH# 89)

646.612 TEMPORARY 4 INCH YELLOW LINE, PAINT
 STA. 315+50 - STA. 329+50 (SOLID LT & RT)
 (WITH CENTERLINE BREAKS AT TOWN ROADS)
 STA. 321+86 RT (CENTERLINE, TH# 89)

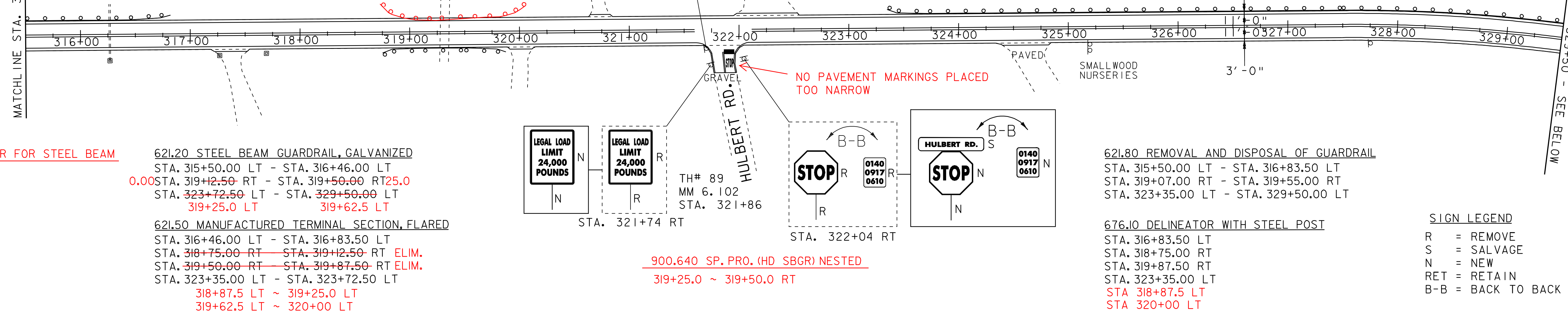
646.682 TEMPORARY 24 INCH STOP BAR, PAINT
 STA. 321+86 RT - STA. 321+96 RT (TH# 89)

646.692 TEMPORARY LETTER OR SYMBOL, PAINT
 STA. 321+90 RT "STOP" (TH# 89)

675.50 REMOVING SIGNS
 AS SHOWN - 4

675.60 ERECTING SALVAGED SIGNS
 AS SHOWN - 1

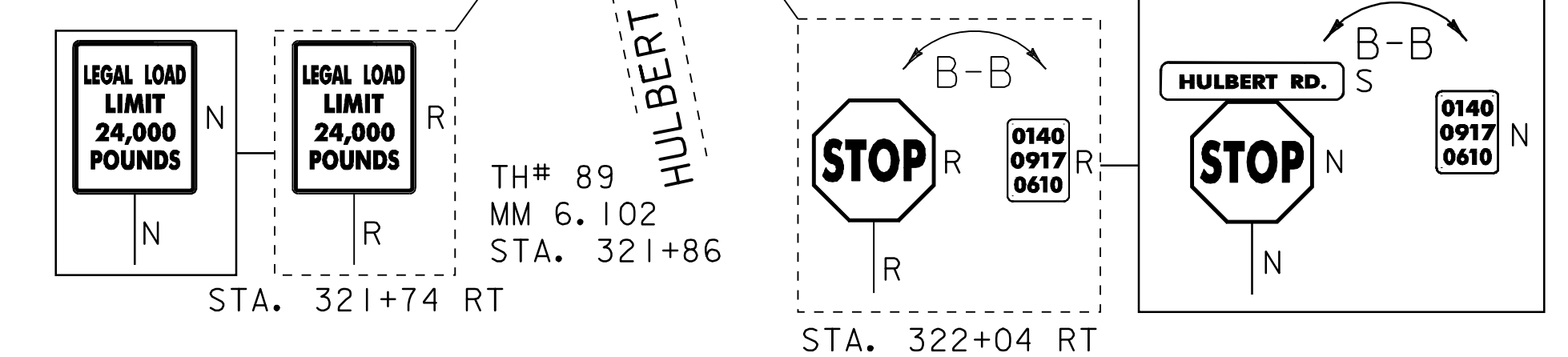
604.412 REHAB. DROP INLETS, CATCH BASINS,
 OR MANHOLES, CLASS I
 STA. 316+26 RT
 STA. 317+26 RT
 STA. 317+70 RT



621.60 ANCHOR FOR STEEL BEAM GUARDRAIL
 316+83.5 LT
 319+00 RT
 319+87.5 RT

621.20 STEEL BEAM GUARDRAIL, GALVANIZED
 STA. 315+50.00 LT - STA. 316+46.00 LT
 STA. 319+25.0 RT - STA. 319+50.00 RT
 STA. 323+72.50 LT - STA. 329+50.00 LT
 319+25.0 LT 319+62.5 LT

621.50 MANUFACTURED TERMINAL SECTION, FLARED
 STA. 316+46.00 LT - STA. 316+83.50 LT
 STA. 318+75.00 RT - STA. 319+12.50 RT ELIM.
 STA. 319+50.00 RT - STA. 319+87.50 RT ELIM.
 STA. 323+35.00 LT - STA. 323+72.50 LT
 318+87.5 LT ~ 319+25.0 LT
 319+62.5 LT ~ 320+00 LT



621.80 REMOVAL AND DISPOSAL OF GUARDRAIL
 STA. 315+50.00 LT - STA. 316+83.50 LT
 STA. 319+07.00 RT - STA. 319+55.00 RT
 STA. 323+35.00 LT - STA. 329+50.00 LT

676.10 DELINEATOR WITH STEEL POST
 STA. 316+83.50 LT
 STA. 318+75.00 RT
 STA. 319+87.50 RT
 STA. 323+35.00 LT
 STA 318+87.5 LT
 STA 320+00 LT

SIGN LEGEND
 R = REMOVE
 S = SALVAGE
 N = NEW
 RET = RETAIN
 B-B = BACK TO BACK

646.403 DURABLE 4 INCH WHITE LINE, EPOXY PAINT
 STA. 329+50 - STA. 344+50 (SOLID LT & RT)
 (WITH EDGELINE BREAKS AT TOWN ROADS)
 STA. 339+36 RT (EDGELINES, TH# 75)

646.413 DURABLE 4 INCH YELLOW LINE, EPOXY PAINT
 STA. 329+50 - STA. 344+50 (SOLID LT & RT)
 (WITH CENTERLINE BREAKS AT TOWN ROADS)
 STA. 339+36 RT (CENTERLINE, TH# 75)

646.482 DURABLE 24 INCH STOP BAR, THERMOPLASTIC
 STA. 339+36 RT - STA. 339+49 RT (TH# 75)

646.492 DURABLE LETTER OR SYMBOL, THERMOPLASTIC
 STA. 339+40 RT "STOP" (TH# 75)

646.602 TEMPORARY 4 INCH WHITE LINE, PAINT
 STA. 329+50 - STA. 344+50 (SOLID LT & RT)
 (WITH EDGELINE BREAKS AT TOWN ROADS)
 STA. 339+36 RT (EDGELINES, TH# 75)

646.612 TEMPORARY 4 INCH YELLOW LINE, PAINT
 STA. 329+50 - STA. 344+50 (SOLID LT & RT)
 (WITH CENTERLINE BREAKS AT TOWN ROADS)
 STA. 339+36 RT (CENTERLINE, TH# 75)

646.682 TEMPORARY 24 INCH STOP BAR, PAINT
 STA. 339+36 RT - STA. 339+49 RT (TH# 75)

646.692 TEMPORARY LETTER OR SYMBOL, PAINT
 STA. 339+40 RT "STOP" (TH# 75)

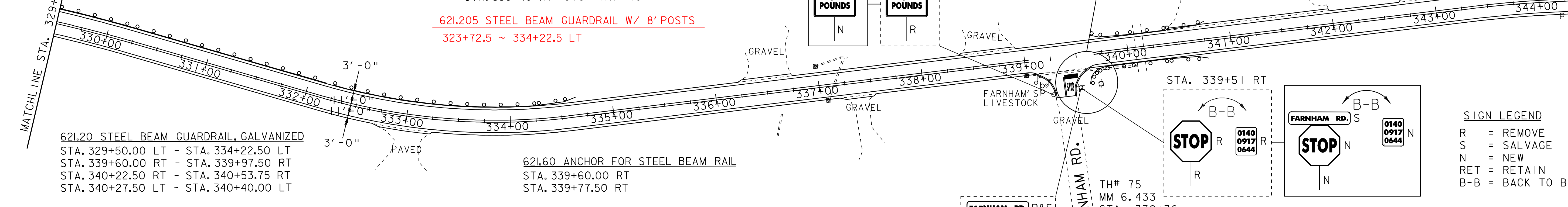
621.80 REMOVAL AND DISPOSAL OF GUARDRAIL
 STA. 329+50.00 LT - STA. 334+60.00 LT
 STA. 339+65.00 RT - STA. 340+77.50 RT
 STA. 339+65.00 LT - STA. 340+77.50 LT

676.10 DELINEATOR WITH STEEL POST
 STA. 334+60.00 LT
 STA. 339+65.00 LT
 STA. 339+65.00 RT
 STA. 340+77.50 LT
 STA. 340+91.25 RT

604.412 REHAB. DROP INLETS, CATCH BASINS,
 OR MANHOLES, CLASS I
 STA. 336+99 LT
 STA. 337+07 RT
 STA. 339+00 RT

675.50 REMOVING SIGNS
 AS SHOWN - 4

675.60 ERECTING SALVAGED SIGNS
 AS SHOWN - 1

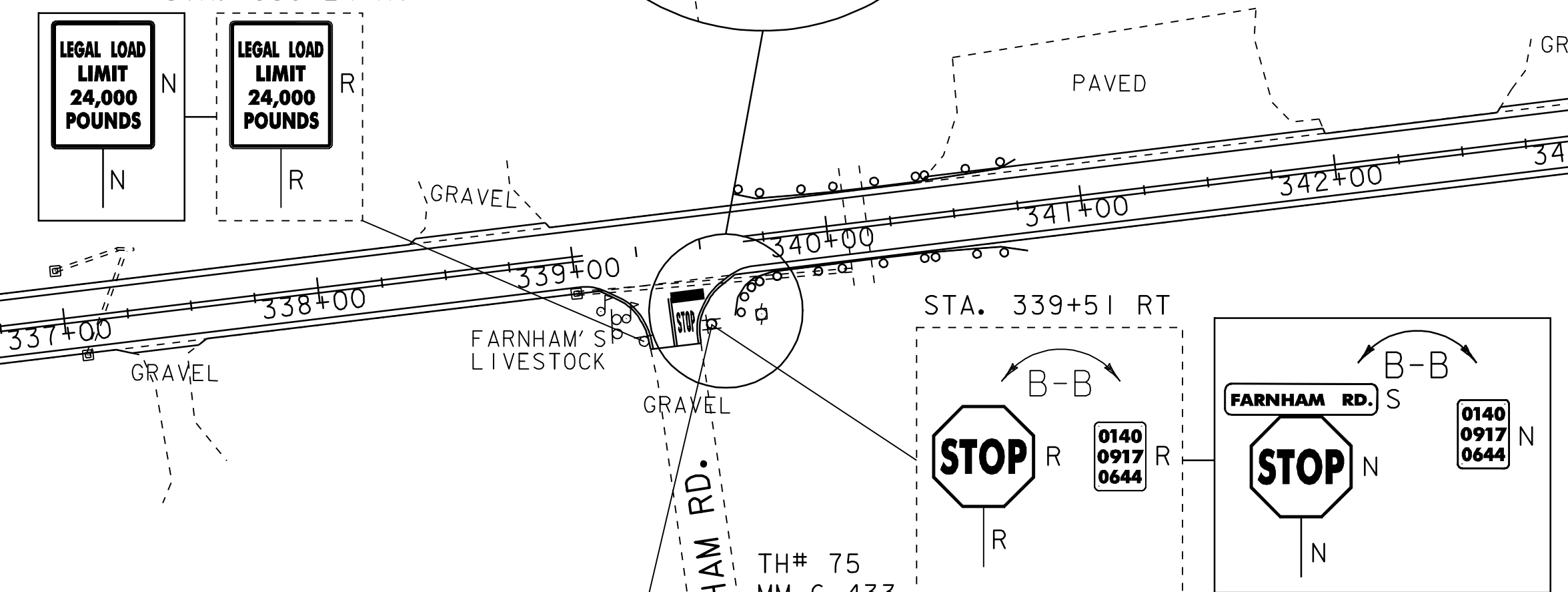


621.20 STEEL BEAM GUARDRAIL, GALVANIZED
 STA. 329+50.00 LT - STA. 334+22.50 LT
 STA. 339+60.00 RT - STA. 339+97.50 RT
 STA. 340+22.50 RT - STA. 340+53.75 RT
 STA. 340+27.50 LT - STA. 340+40.00 LT

621.50 MANUFACTURED TERMINAL SECTION, FLARED
 STA. 334+22.50 LT - STA. 334+60.00 LT
 STA. 339+65.00 LT - STA. 340+22.50 LT
 STA. 340+40.00 LT - STA. 340+77.50 LT
 STA. 340+53.75 RT - STA. 340+91.25 RT

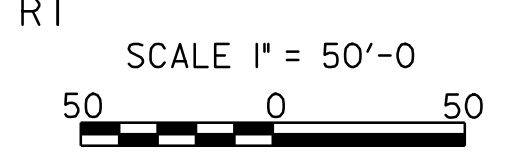
621.60 ANCHOR FOR STEEL BEAM RAIL
 STA. 339+60.00 RT
 STA. 339+77.50 RT

900.640 SPECIAL PROVISION (HD STEEL BEAM GUARDRAIL,
 GALVANIZED NESTED)
 STA. 339+97.50 RT - STA. 340+22.50 RT
 STA. 340+02.50 LT - STA. 340+27.50 LT



SIGN LEGEND
 R = REMOVE
 S = SALVAGE
 N = NEW
 RET = RETAIN
 B-B = BACK TO BACK

DATUM	
VERTICAL	N/A
HORIZONTAL	N/A



PROJECT LAYOUT SHEET 7

PROJECT NAME:	WILLIAMSTOWN-BARRE TOWN
PROJECT NUMBER:	STP 2210(1)S
FILE NAME:	p99c172.dgn
PROJECT LEADER:	EPD
DESIGNED BY:	CDL
PLOT FILE:	p99c172107.1
PLOT DATE:	29-APR-2009 13:3
DRAWN BY:	RHB
CHECKED BY:	EPD
SHEET	19 OF 32