

646.403 DURABLE 4 INCH WHITE LINE, EPOXY PAINT
 STA. 253+50 - STA. 268+50 (SOLID LT & RT)
 (WITH EDGELINE BREAKS AT TOWN ROADS)
 STA. 254+55 RT (EDGELINES, TH# 25)

646.413 DURABLE 4 INCH YELLOW LINE, EPOXY PAINT
 STA. 253+50 - STA. 268+50 (SOLID LT & RT)
 (WITH CENTERLINE BREAKS AT TOWN ROADS)
 STA. 254+55 RT (CENTERLINE, TH# 25)

646.482 DURABLE 24 INCH STOP BAR, THERMOPLASTIC
 STA. 254+55 RT - STA. 254+70 RT (TH# 25)

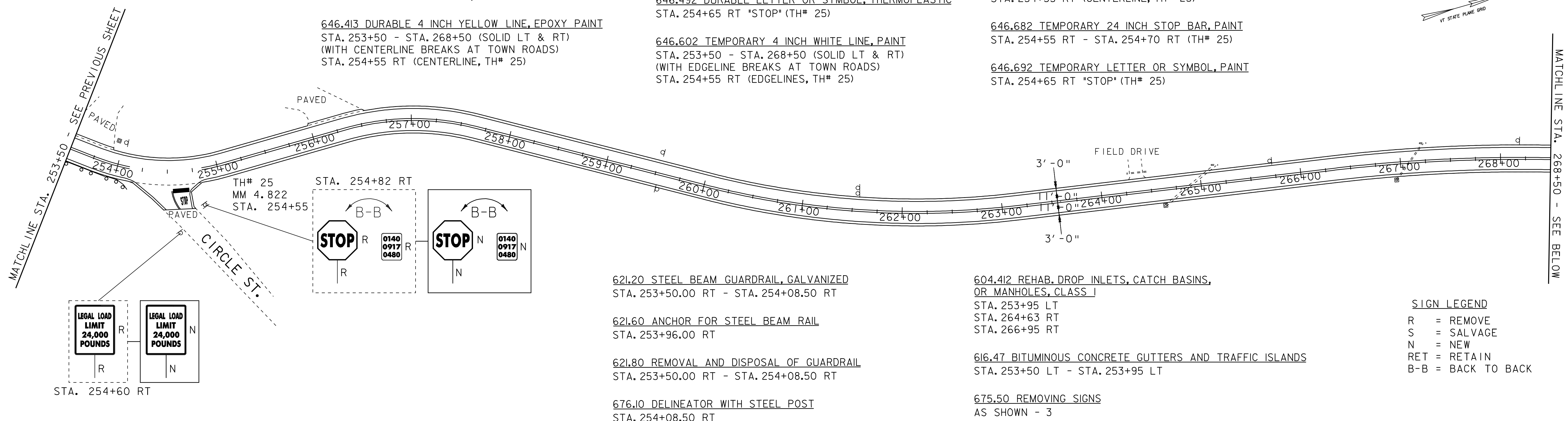

646.492 DURABLE LETTER OR SYMBOL, THERMOPLASTIC
 STA. 254+65 RT "STOP" (TH# 25)

646.602 TEMPORARY 4 INCH WHITE LINE, PAINT
 STA. 253+50 - STA. 268+50 (SOLID LT & RT)
 (WITH EDGELINE BREAKS AT TOWN ROADS)
 STA. 254+55 RT (EDGELINES, TH# 25)

646.612 TEMPORARY 4 INCH YELLOW LINE, PAINT
 STA. 253+50 - STA. 268+50 (SOLID LT & RT)
 (WITH CENTERLINE BREAKS AT TOWN ROADS)
 STA. 254+55 RT (CENTERLINE, TH# 25)

646.682 TEMPORARY 24 INCH STOP BAR, PAINT
 STA. 254+55 RT - STA. 254+70 RT (TH# 25)

646.692 TEMPORARY LETTER OR SYMBOL, PAINT
 STA. 254+65 RT "STOP" (TH# 25)



621.20 STEEL BEAM GUARDRAIL, GALVANIZED
 STA. 253+50.00 RT - STA. 254+08.50 RT

621.60 ANCHOR FOR STEEL BEAM RAIL
 STA. 253+96.00 RT

621.80 REMOVAL AND DISPOSAL OF GUARDRAIL
 STA. 253+50.00 RT - STA. 254+08.50 RT

676.10 DELINEATOR WITH STEEL POST
 STA. 254+08.50 RT

604.412 REHAB. DROP INLETS, CATCH BASINS,
 OR MANHOLES, CLASS I
 STA. 253+95 LT
 STA. 264+63 RT
 STA. 266+95 RT

616.47 BITUMINOUS CONCRETE GUTTERS AND TRAFFIC ISLANDS
 STA. 253+50 LT - STA. 253+95 LT

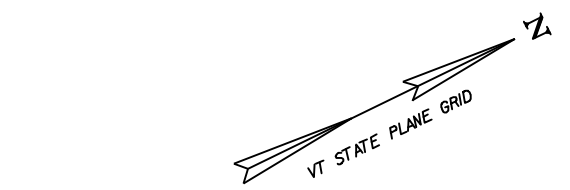
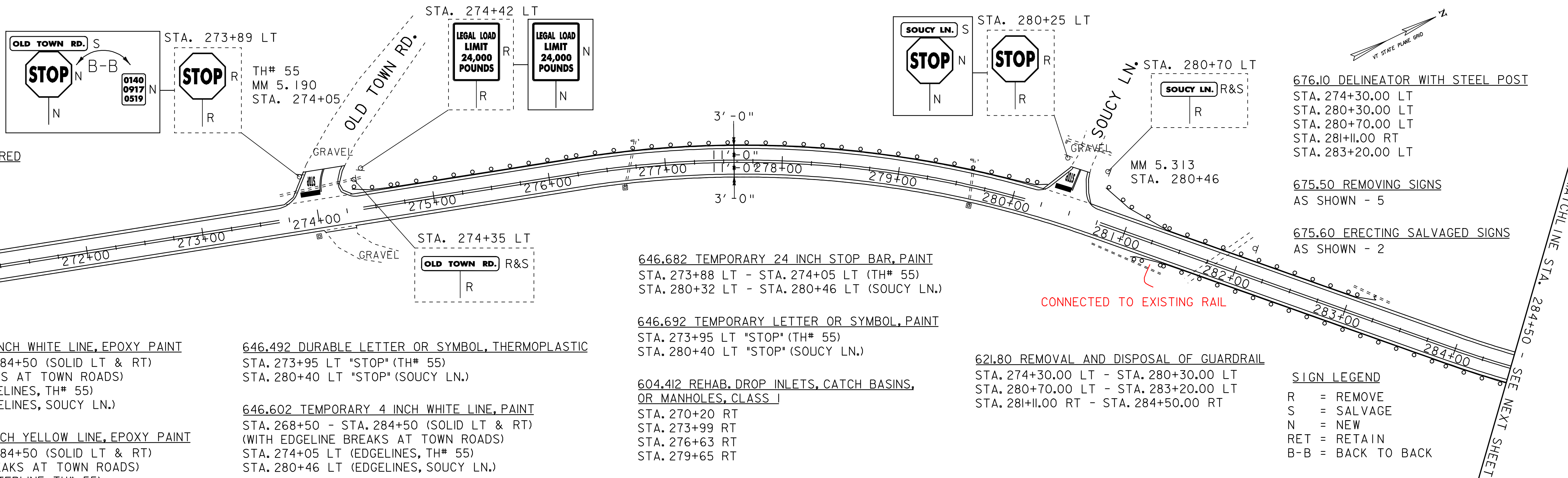
675.50 REMOVING SIGNS
 AS SHOWN - 3

SIGN LEGEND
 R = REMOVE
 S = SALVAGE
 N = NEW
 RET = RETAIN
 B-B = BACK TO BACK

621.205 STEEL BEAM GUARDRAIL W/ 8' POSTS
 281+72.5 ~ 282+22.5 RT
 284+22.5 ~ 284+72.5 RT
 281+82.5 ~ 282+20.0 LT

621.20 STEEL BEAM GUARDRAIL, GALVANIZED
 274+30.0 STA. 274+67.50 LT - STA. 279+92.50 LT
 281+20.0 STA. 281+07.50 LT - STA. 283+20.00 LT
 281+35.0 STA. 281+11.00 RT - STA. 284+50.00 RT

621.50 MANUFACTURED TERMINAL SECTION, FLARED
 STA. 274+30.00 LT - STA. 274+67.50 LT
 STA. 279+92.50 LT - STA. 280+30.00 LT
 STA. 280+70.00 LT - STA. 281+07.50 LT
 280+82.5 LT ~ 281+20.0 LT



676.10 DELINEATOR WITH STEEL POST
 STA. 274+30.00 LT
 STA. 280+30.00 LT
 STA. 280+70.00 LT
 STA. 281+11.00 RT
 STA. 283+20.00 LT

675.50 REMOVING SIGNS
 AS SHOWN - 5

675.60 ERECTING SALVAGED SIGNS
 AS SHOWN - 2

SIGN LEGEND
 R = REMOVE
 S = SALVAGE
 N = NEW
 RET = RETAIN
 B-B = BACK TO BACK

646.403 DURABLE 4 INCH WHITE LINE, EPOXY PAINT
 STA. 268+50 - STA. 284+50 (SOLID LT & RT)
 (WITH EDGELINE BREAKS AT TOWN ROADS)
 STA. 274+05 LT (EDGELINES, TH# 55)
 STA. 280+46 LT (EDGELINES, SOUCY LN.)

646.413 DURABLE 4 INCH YELLOW LINE, EPOXY PAINT
 STA. 268+50 - STA. 284+50 (SOLID LT & RT)
 (WITH CENTERLINE BREAKS AT TOWN ROADS)
 STA. 274+05 LT (CENTERLINE, TH# 55)
 STA. 280+46 LT (CENTERLINE, SOUCY LN.)

646.482 DURABLE 24 INCH STOP BAR, THERMOPLASTIC
 STA. 273+88 LT - STA. 274+05 LT (TH# 55)
 STA. 280+32 LT - STA. 280+46 LT (SOUCY LN.)

646.492 DURABLE LETTER OR SYMBOL, THERMOPLASTIC
 STA. 273+95 LT "STOP" (TH# 55)
 STA. 280+40 LT "STOP" (SOUCY LN.)

646.602 TEMPORARY 4 INCH WHITE LINE, PAINT
 STA. 268+50 - STA. 284+50 (SOLID LT & RT)
 (WITH EDGELINE BREAKS AT TOWN ROADS)
 STA. 274+05 LT (EDGELINES, TH# 55)
 STA. 280+46 LT (EDGELINES, SOUCY LN.)

646.612 TEMPORARY 4 INCH YELLOW LINE, PAINT
 STA. 268+50 - STA. 284+50 (SOLID LT & RT)
 (WITH CENTERLINE BREAKS AT TOWN ROADS)
 STA. 274+05 LT (CENTERLINE, TH# 55)
 STA. 280+46 LT (CENTERLINE, SOUCY LN.)

646.682 TEMPORARY 24 INCH STOP BAR, PAINT
 STA. 273+88 LT - STA. 274+05 LT (TH# 55)
 STA. 280+32 LT - STA. 280+46 LT (SOUCY LN.)

646.692 TEMPORARY LETTER OR SYMBOL, PAINT
 STA. 273+95 LT "STOP" (TH# 55)
 STA. 280+40 LT "STOP" (SOUCY LN.)

604.412 REHAB. DROP INLETS, CATCH BASINS,
 OR MANHOLES, CLASS I
 STA. 270+20 RT
 STA. 273+99 RT
 STA. 276+63 RT
 STA. 279+65 RT

621.60 ANCHOR FOR STEEL BEAM RAIL
 STA. 281+11.00 RT (BURIED END SECTION) 281+35 RT
 STA. 283+07.50 LT (BURIED END SECTION)
 274+30.0 LT

621.80 REMOVAL AND DISPOSAL OF GUARDRAIL
 STA. 274+30.00 LT - STA. 280+30.00 LT
 STA. 280+70.00 LT - STA. 283+20.00 LT
 STA. 281+11.00 RT - STA. 284+50.00 RT

PROJECT LAYOUT SHEET 5	PROJECT NAME: WILLIAMSTOWN-BARRE TOWN	PLOT DATE: 29-APR-2009 13:30
	PROJECT NUMBER: STP 2210(1)S	DRAWN BY: RHB
	FILE NAME: p99c172.dgn	CHECKED BY: EPD
	DESIGNED BY: CDL	SHEET 17 OF 32

DATUM	
VERTICAL	N/A
HORIZONTAL	N/A

