

646.403 DURABLE 4 INCH WHITE LINE, EPOXY PAINT
 STA. 238+50 - STA. 253+50 (SOLID LT & RT)
 (WITH EDGELINE BREAKS AT TOWN ROADS)
 STA. 241+06 RT (EDGELINES, TH# 1)
 STA. 241+61LT (EDGELINES, TH# 24)
 STA. 248+54 LT (EDGELINES, TH# 78)

646.413 DURABLE 4 INCH YELLOW LINE, EPOXY PAINT
 STA. 238+50 - STA. 253+50 (SOLID LT & RT)
 (WITH CENTERLINE BREAKS AT TOWN ROADS)
 STA. 241+06 RT (CENTERLINE, TH# 1)
 STA. 241+61LT (CENTERLINE, TH# 24)
 STA. 248+54 LT (CENTERLINE, TH# 78)

646.452 DURABLE 8 INCH YELLOW LINE, THERMOPLASTIC
 STA. 241+03 RT (HATCHED, TH# 1)

646.482 DURABLE 24 INCH STOP BAR, THERMOPLASTIC
 STA. 241+06 RT - STA. 241+26 RT (TH# 1)
 STA. 241+46 LT - STA. 241+61LT (TH# 24)
 STA. 248+42 LT - STA. 248+54 LT (TH# 78)

646.492 DURABLE LETTER OR SYMBOL, THERMOPLASTIC
 STA. 241+20 RT "STOP" (TH# 1)
 STA. 241+55 LT "STOP" (TH# 24)
 STA. 248+40 LT "STOP" (TH# 78)

646.602 TEMPORARY 4 INCH WHITE LINE, PAINT
 STA. 238+50 - STA. 253+50 (SOLID LT & RT)
 (WITH EDGELINE BREAKS AT TOWN ROADS)
 STA. 241+06 RT (EDGELINES, TH# 1)
 STA. 241+61LT (EDGELINES, TH# 24)
 STA. 248+54 LT (EDGELINES, TH# 78)

646.612 TEMPORARY 4 INCH YELLOW LINE, PAINT
 STA. 238+50 - STA. 253+50 (SOLID LT & RT)
 (WITH CENTERLINE BREAKS AT TOWN ROADS)
 STA. 241+06 RT (CENTERLINE, TH# 1)
 STA. 241+61LT (CENTERLINE, TH# 24)
 STA. 248+54 LT (CENTERLINE, TH# 78)

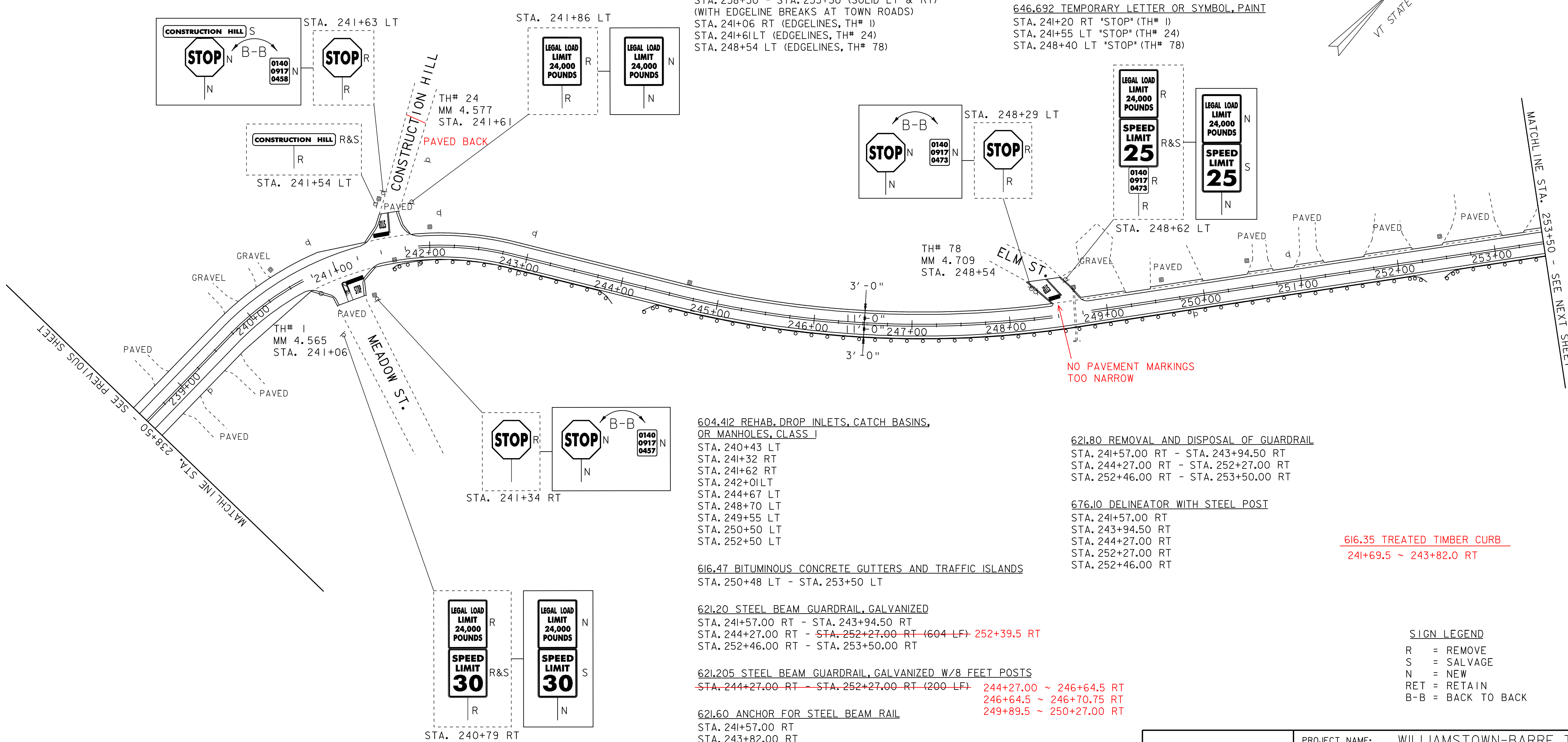
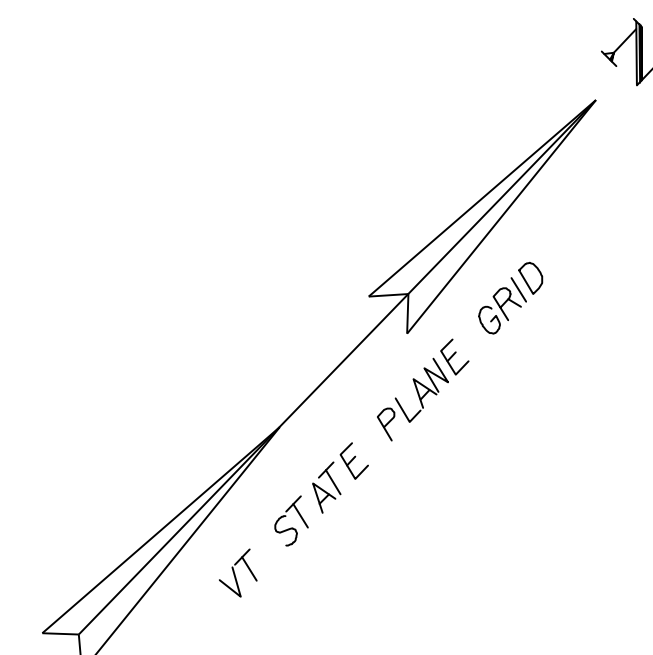
646.652 TEMPORARY 8 INCH YELLOW LINE, PAINT
 STA. 241+03 RT (HATCHED, TH# 1)

646.682 TEMPORARY 24 INCH STOP BAR, PAINT
 STA. 241+06 RT - STA. 241+26 RT (TH# 1)
 STA. 241+46 LT - STA. 241+61LT (TH# 24)
 STA. 248+42 LT - STA. 248+54 LT (TH# 78)

646.692 TEMPORARY LETTER OR SYMBOL, PAINT
 STA. 241+20 RT "STOP" (TH# 1)
 STA. 241+55 LT "STOP" (TH# 24)
 STA. 248+40 LT "STOP" (TH# 78)

675.50 REMOVING SIGNS
 AS SHOWN - 10

675.60 ERECTING SALVAGED SIGNS
 AS SHOWN - 3



604.412 REHAB. DROP INLETS, CATCH BASINS,
 OR MANHOLES, CLASS I

STA. 240+43 LT
 STA. 241+32 RT
 STA. 241+62 RT
 STA. 242+01LT
 STA. 244+67 LT
 STA. 248+70 LT
 STA. 249+55 LT
 STA. 250+50 LT
 STA. 252+50 LT

621.80 REMOVAL AND DISPOSAL OF GUARDRAIL
 STA. 241+57.00 RT - STA. 243+94.50 RT
 STA. 244+27.00 RT - STA. 252+27.00 RT
 STA. 252+46.00 RT - STA. 253+50.00 RT

676.10 DELINEATOR WITH STEEL POST
 STA. 241+57.00 RT
 STA. 243+94.50 RT
 STA. 244+27.00 RT
 STA. 252+27.00 RT
 STA. 252+46.00 RT

616.35 TREATED TIMBER CURB
 241+69.5 ~ 243+82.0 RT

616.47 BITUMINOUS CONCRETE GUTTERS AND TRAFFIC ISLANDS
 STA. 250+48 LT - STA. 253+50 LT

621.20 STEEL BEAM GUARDRAIL, GALVANIZED
 STA. 241+57.00 RT - STA. 243+94.50 RT
 STA. 244+27.00 RT - ~~STA. 252+27.00 RT (604 LF)~~ 252+39.5 RT
 STA. 252+46.00 RT - STA. 253+50.00 RT

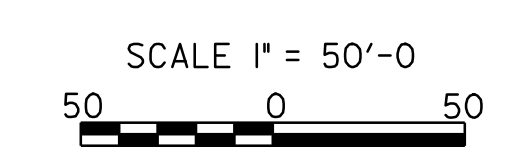
621.205 STEEL BEAM GUARDRAIL, GALVANIZED W/8 FEET POSTS
~~STA. 244+27.00 RT - STA. 252+27.00 RT (200 LF)~~ 244+27.00 ~ 246+64.5 RT
 246+64.5 ~ 246+70.75 RT
 249+89.5 ~ 250+27.00 RT

621.60 ANCHOR FOR STEEL BEAM RAIL
 STA. 241+57.00 RT
 STA. 243+82.00 RT
 STA. 244+27.00 RT
~~STA. 252+14.50 RT - 252+39.5 RT~~
 STA. 252+46.00 RT

SIGN LEGEND

- R = REMOVE
- S = SALVAGE
- N = NEW
- RET = RETAIN
- B-B = BACK TO BACK

DATUM	
VERTICAL	N/A
HORIZONTAL	N/A



PROJECT LAYOUT SHEET 4	PROJECT NAME: WILLIAMSTOWN-BARRE TOWN
	PROJECT NUMBER: STP 2210(I)S
	FILE NAME: p99c172.dgn
	PLOT DATE: 29-APR-2009 13:3
PROJECT LEADER: EPD	DRAWN BY: RHB
DESIGNED BY: CDL	CHECKED BY: EPD
PLOT FILE: p99c172104.1	SHEET 16 OF 32