

646.403 DURABLE 4 INCH WHITE LINE, EPOXY PAINT
 STA. 209+50 - STA. 223+50 (SOLID LT & RT)
 (WITH EDGELINE BREAKS AT TOWN ROADS)
 STA. 215+64 RT (EDGELINES, TH# 99)
 STA. 221+04 LT (EDGELINES, TH# 40)

646.413 DURABLE 4 INCH YELLOW LINE, EPOXY PAINT
 STA. 209+50 - STA. 223+50 (SOLID LT & RT)
 (WITH CENTERLINE BREAKS AT TOWN ROADS)
 STA. 215+64 RT (CENTERLINE, TH# 99)
 STA. 221+04 LT (CENTERLINE, TH# 40)

646.482 DURABLE 24 INCH STOP BAR, THERMOPLASTIC
 STA. 215+64 RT - STA. 215+85 RT (TH# 99)
 STA. 220+88 LT - STA. 221+04 LT (TH# 40)

646.492 DURABLE LETTER OR SYMBOL, THERMOPLASTIC
 STA. 215+80 RT "STOP" (TH# 99)
 STA. 221+00 LT "STOP" (TH# 40)

675.50 REMOVING SIGNS
 AS SHOWN - 6

675.60 ERECTING SALVAGED SIGNS
 AS SHOWN - 1

646.602 TEMPORARY 4 INCH WHITE LINE, PAINT
 STA. 209+50 - STA. 223+50 (SOLID LT & RT)
 (WITH EDGELINE BREAKS AT TOWN ROADS)
 STA. 215+64 RT (EDGELINES, TH# 99)
 STA. 221+04 LT (EDGELINES, TH# 40)

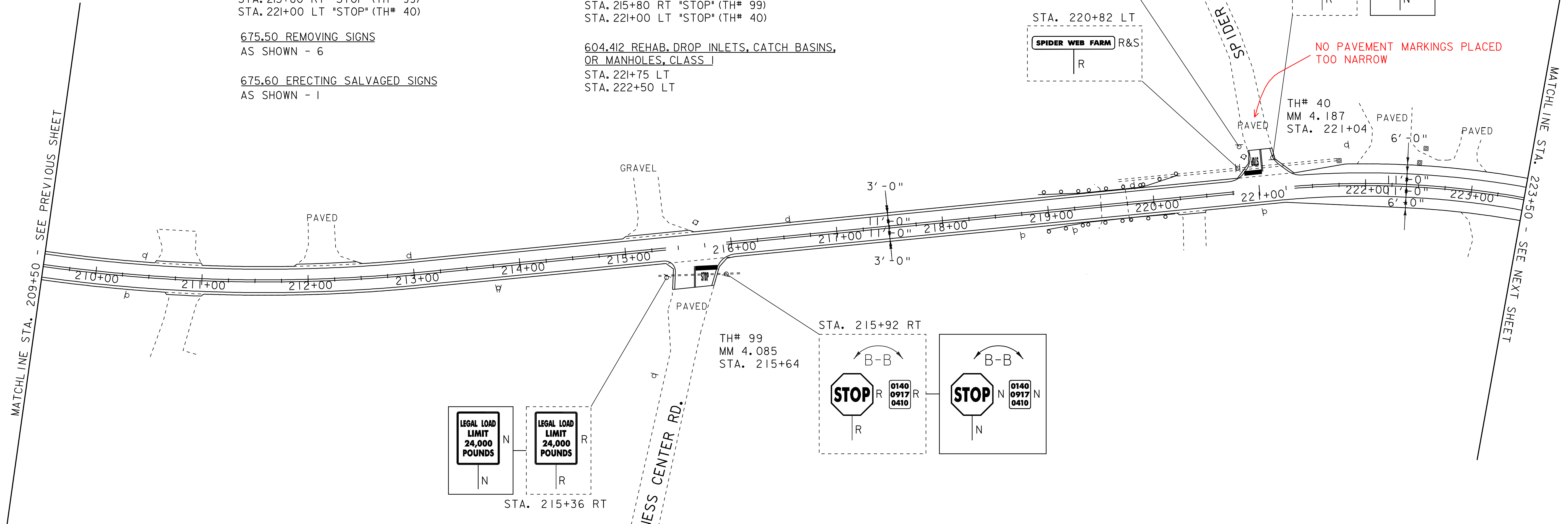
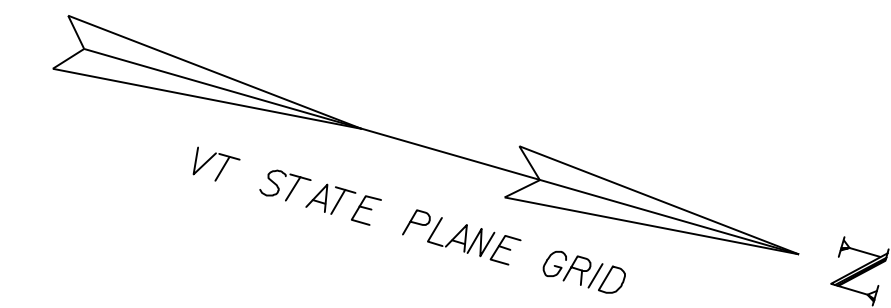
646.612 TEMPORARY 4 INCH YELLOW LINE, PAINT
 STA. 209+50 - STA. 223+50 (SOLID LT & RT)
 (WITH CENTERLINE BREAKS AT TOWN ROADS)
 STA. 215+64 RT (CENTERLINE, TH# 99)
 STA. 221+04 LT (CENTERLINE, TH# 40)

646.682 TEMPORARY 24 INCH STOP BAR, PAINT
 STA. 215+64 RT - STA. 215+85 RT (TH# 99)
 STA. 220+88 LT - STA. 221+04 LT (TH# 40)

646.692 TEMPORARY LETTER OR SYMBOL, PAINT
 STA. 215+80 RT "STOP" (TH# 99)
 STA. 221+00 LT "STOP" (TH# 40)

604.412 REHAB. DROP INLETS, CATCH BASINS,
 OR MANHOLES, CLASS I
 STA. 221+75 LT
 STA. 222+50 LT

MATCHLINE STA. 209+50 - SEE PREVIOUS SHEET



525.10 REMOVAL OF EXISTING RAILING
 STA. 219+46.50 LT - STA. 219+77.75 LT
 STA. 219+52.25 RT - STA. 219+83.50 RT

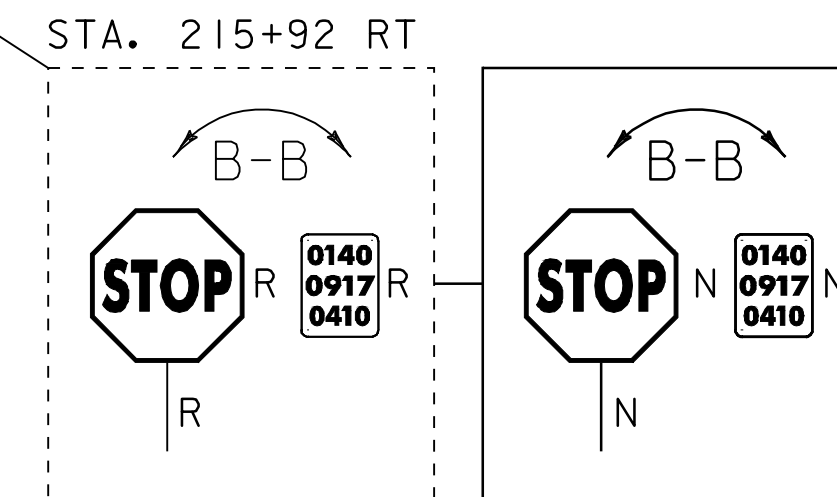
621.20 STEEL BEAM GUARDRAIL, GALVANIZED
 STA. 218+84.00 LT - STA. 219+21.50 LT
 STA. 218+96.00 RT - STA. 219+21.00 RT
 STA. 220+08.50 RT - STA. 220+21.00 RT
 STA. 220+09.00 LT - STA. 220+34.00 LT

621.21HD STEEL BEAM GUARDRAIL, GALVANIZED
 STA. 219+21.00 RT - STA. 219+52.25 RT
 STA. 219+21.50 LT - STA. 219+46.50 LT
 STA. 219+77.75 LT - STA. 220+09.00 LT
 STA. 219+83.50 RT - STA. 220+08.50 RT

621.60 ANCHOR FOR STEEL BEAM RAIL
 STA. 218+84.00 LT
 STA. 218+96.00 RT
 STA. 220+08.50 RT
 STA. 220+21.50 LT

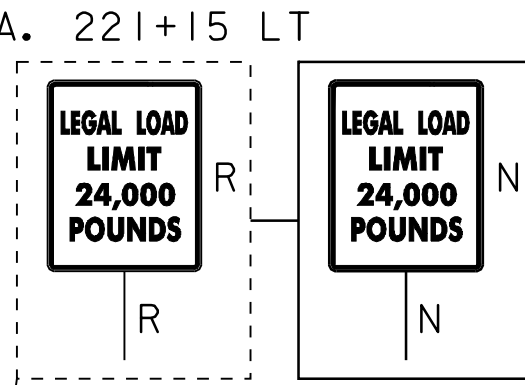
621.80 REMOVAL AND DISPOSAL OF GUARDRAIL
 STA. 218+92.75 LT - STA. 219+46.50 LT
 STA. 218+97.25 RT - STA. 219+52.25 RT
 STA. 219+77.75 LT - STA. 220+25.25 LT
 STA. 219+83.50 RT - STA. 220+19.75 RT

TH# 99
 MM 4.085
 STA. 215+64



676.10 DELINEATOR WITH STEEL POST
 STA. 218+84.00 LT
 STA. 218+96.00 RT
 STA. 220+21.00 RT
 STA. 220+34.00 LT

900.640 SPECIAL PROVISION (BRIDGE RAILING REPAIR, TYPE I)
 STA. 219+46.50 LT - STA. 219+77.75 LT
 STA. 219+52.25 RT - STA. 219+83.50 RT

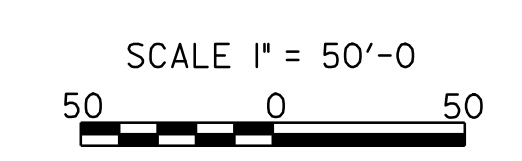


NO PAVEMENT MARKINGS PLACED TOO NARROW

TH# 40
 MM 4.187
 STA. 221+04

SIGN LEGEND
 R = REMOVE
 S = SALVAGE
 N = NEW
 RET = RETAIN
 B-B = BACK TO BACK

DATUM	
VERTICAL	N/A
HORIZONTAL	N/A



PROJECT LAYOUT SHEET 2	PROJECT NAME: WILLIAMSTOWN-BARRE TOWN	PLOT DATE: 29-APR-2009 13:3
	PROJECT NUMBER: STP 2210(I)S	DRAWN BY: RHB
	FILE NAME: p99cl72.dgn	CHECKED BY: EPD
	DESIGNED BY: CDL	PLOT FILE: p99cl72102.1
		SHEET 14 OF 32