

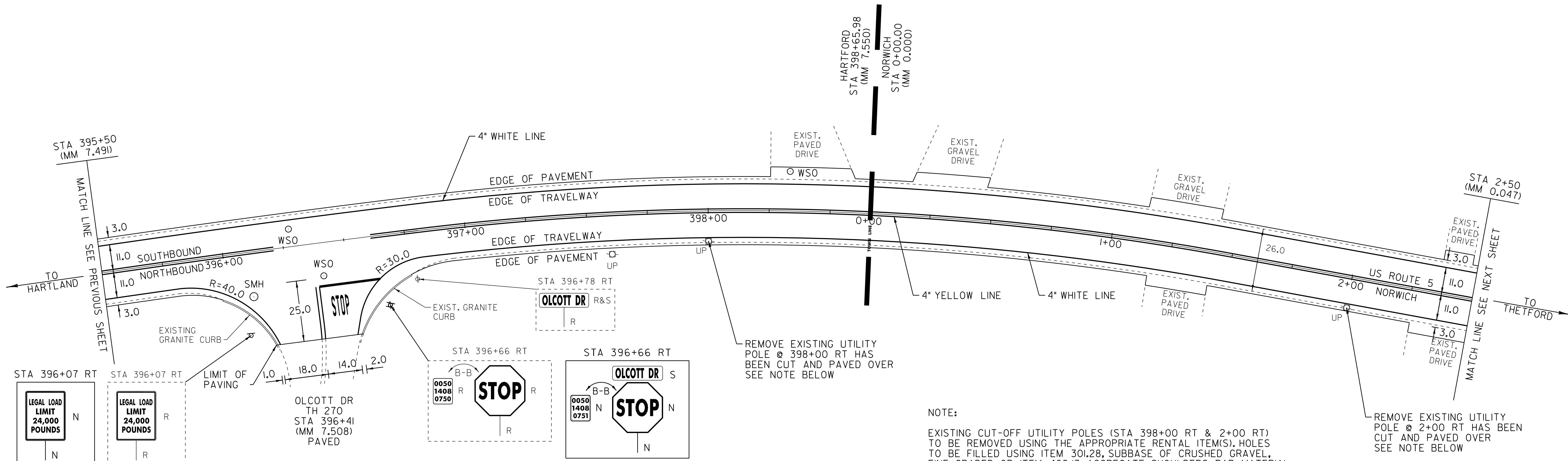
TEMPORARY 4" WHITE LINE, PAINT
 DURABLE 4" WHITE LINE, THERMOPLASTIC
 HARTFORD
 STA 395+50 TO 396+19 SOLID RT
 STA 395+50 TO 398+66 SOLID LT
 STA 396+51 TO 398+66 SOLID RT
 NORWICH
 STA 0+00 TO 2+50 SOLID LT & RT

TEMPORARY 4" YELLOW LINE, PAINT
 DURABLE 4" YELLOW LINE, THERMOPLASTIC
 HARTFORD
 STA 395+50 TO 396+17 SOLID LT & RT
 STA 396+37 DOUBLE SOLID RT (TH 270)
 STA 396+57 TO 398+66 SOLID LT & RT
 NORWICH
 STA 0+00 TO 2+50 SOLID LT & RT

TEMPORARY LETTER OR SYMBOL, PAINT
 DURABLE LETTER OR SYMBOL, THERMOPLASTIC
 STA 396+45 RT - "STOP" (TH 270)
 TEMPORARY 24" STOP BAR, PAINT
 DURABLE 24" STOP BAR, THERMOPLASTIC
 STA 396+38 TO 396+63 RT (TH 270)

CHANGING ELEVATION
 OF SEWER MANHOLES (NON PART.)
 STA 396+11 RT (TH 270)
 ADJUST ELEVATION
 OF VALVE BOX (NON PART.)
 STA 396+28 LT
 STA 396+40 RT
 STA 398+33 LT

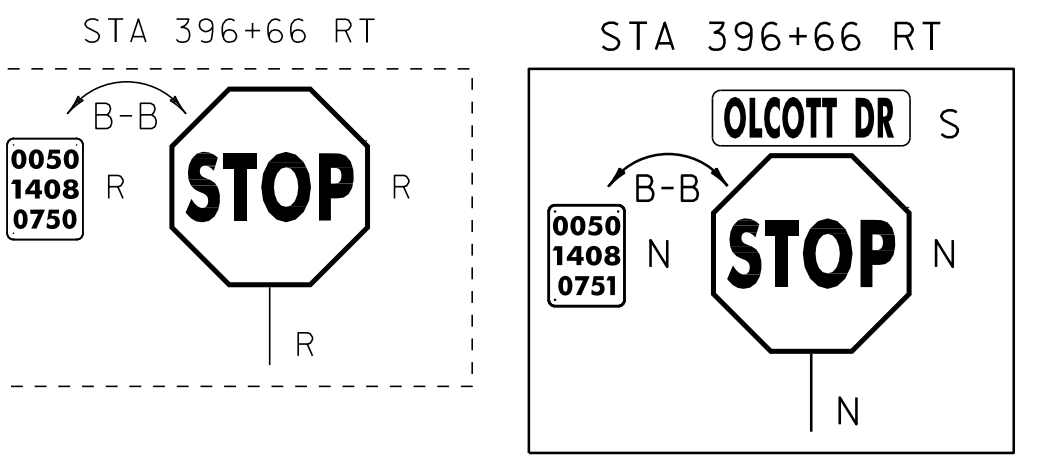
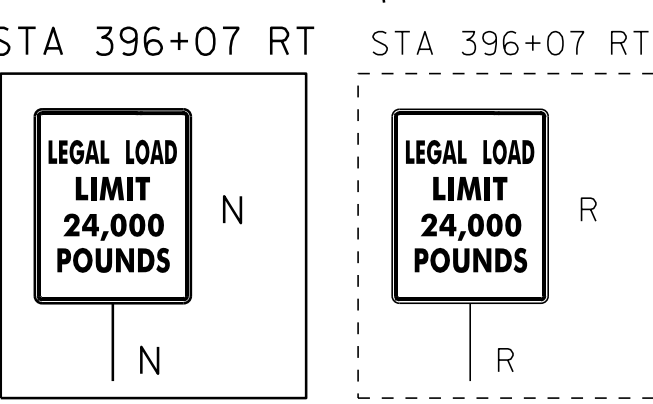
REMOVING SIGNS
 AS SHOWN - 4
 ERECTING SALVAGED SIGNS
 AS SHOWN - 1



REMOVE EXISTING UTILITY
 POLE @ 398+00 RT HAS
 BEEN CUT AND PAVED OVER
 SEE NOTE BELOW

REMOVE EXISTING UTILITY
 POLE @ 2+00 RT HAS BEEN
 CUT AND PAVED OVER
 SEE NOTE BELOW

NOTE:
 EXISTING CUT-OFF UTILITY POLES (STA 398+00 RT & 2+00 RT)
 TO BE REMOVED USING THE APPROPRIATE RENTAL ITEM(S). HOLES
 TO BE FILLED USING ITEM 301.28, SUBBASE OF CRUSHED GRAVEL,
 FINE GRADED OR ITEM 402.13, AGGREGATE SHOULDERS, RAP. MATERIAL
 TO BE COMPACTED AND APPROVED BY THE RESIDENT ENGINEER.



LEGEND

- R = REMOVE EXISTING
- S = SALVAGE
- R&S = REMOVE AND SALVAGE
- N = NEW
- RET = RETAIN
- B-B = BACK TO BACK
- — — = EXISTING GUARDRAIL
- — — = PROPOSED GUARDRAIL
- ↑ = TYPE I DELINEATOR, WHITE

PAVING LAYOUT SHEET 37	PROJECT NAME: HARTFORD-NORWICH	PLOT DATE: 14-FEB-2012 15:51
	PROJECT NUMBER: STP 2206(1)S	DRAWN BY: MRS
	DESIGNED BY: NULL	CHECKED BY: NULL
	IPARM FILE NAME: pcl64la37.i	SHEET 61 OF 137

NOT TO SCALE