

TEMPORARY 4" WHITE LINE, PAINT  
 DURABLE 4" WHITE LINE, THERMOPLASTIC  
 STA 356+50 TO 360+07 SOLID LT  
 STA 356+50 TO 362+50 SOLID RT  
 STA 360+17 TO 360+31 SOLID LT LANE LINE (TH 9)  
 STA 360+31 TO 362+50 SOLID LT  
 STA 360+94 TO 362+50 SOLID LT LANE LINE

TEMPORARY 4" YELLOW LINE, PAINT  
 DURABLE 4" YELLOW LINE, THERMOPLASTIC  
 STA 356+50 TO 360+24 SOLID LT & RT  
 STA 360+21 TO 360+44 SOLID LT (TH 9) (ISLAND)  
 STA 360+41 SOLID LT (TH 9) (ISLAND)  
 STA 360+64 TO 362+50 SOLID LT & RT

TEMPORARY 24" STOP BAR, PAINT  
 DURABLE 24" STOP BAR, THERMOPLASTIC  
 STA 360+17 TO 360+41 LT (TH 9)  
 PAINTED CURB  
 STA 360+21 TO 360+44 LT (TH 9 ENTIRE ISLAND)

TEMPORARY LETTER OR SYMBOL, THERMOPLASTIC  
 STA 360+17 LT - RIGHT TURN ARROW (TH 9)  
 STA 360+22 LT - LEFT TURN ARROW (TH 9)  
 STA 360+26 LT - "STOP" (TH 9)  
 STA 360+36 LT - "STOP" (TH 9)  
 STA 360+98 LT - RIGHT TURN ARROW  
 STA 361+00 RT - "SCHOOL"  
 STA 362+29 LT - RIGHT TURN ARROW

DURABLE LETTER OR SYMBOL, THERMOPLASTIC  
 STA 360+17 LT - RIGHT TURN ARROW (TH 9)  
 STA 360+22 LT - LEFT TURN ARROW (TH 9)  
 STA 360+26 LT - "STOP" (TH 9)  
 STA 360+36 LT - "STOP" (TH 9)  
 STA 360+98 LT - RIGHT TURN ARROW  
 STA 361+00 RT - "SCHOOL"  
 STA 361+42 LT - "ONLY"  
 STA 362+29 LT - RIGHT TURN ARROW

REMOVAL AND DISPOSAL OF GUARDRAIL  
 STA 356+50.0 TO 359+76.0 LT

STEEL BEAM GUARDRAIL, GALVANIZED  
 STA 359+76.0 TO 360+05.0 LT (TH 9)

STEEL BEAM GUARDRAIL, GALVANIZED W/8' POSTS  
 STA 356+50.0 TO 360+05.0 LT

ANCHOR FOR STEEL BEAM RAIL  
 STA 359+78.0 LT (TH 9)  
 STA 360+05.0 LT


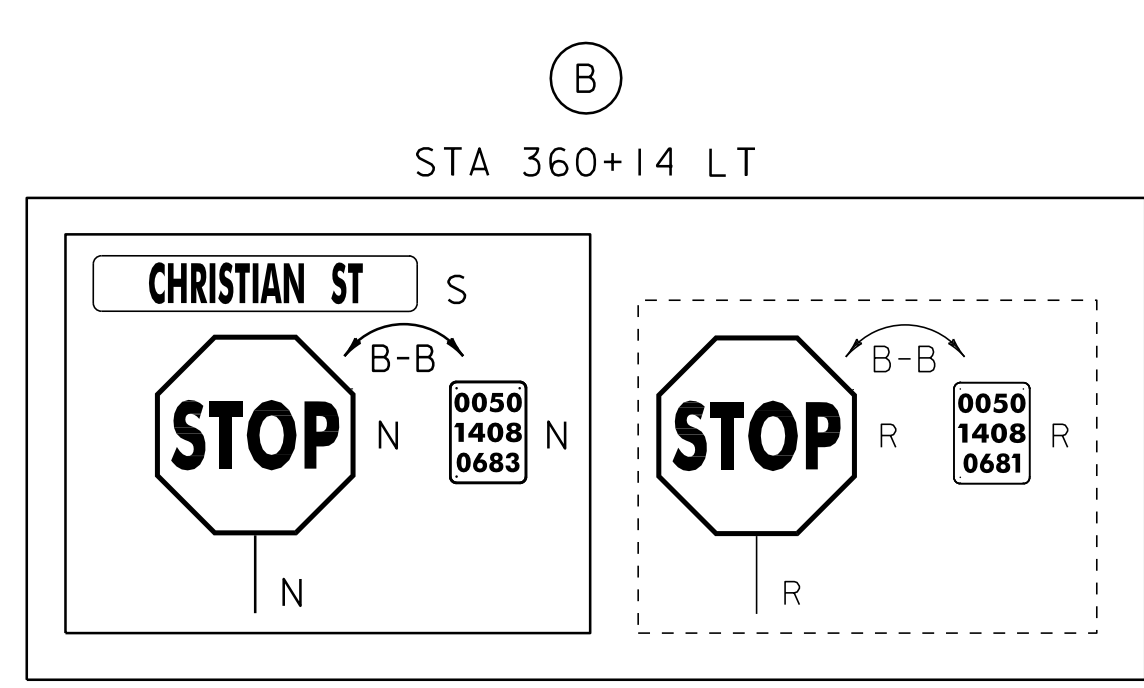
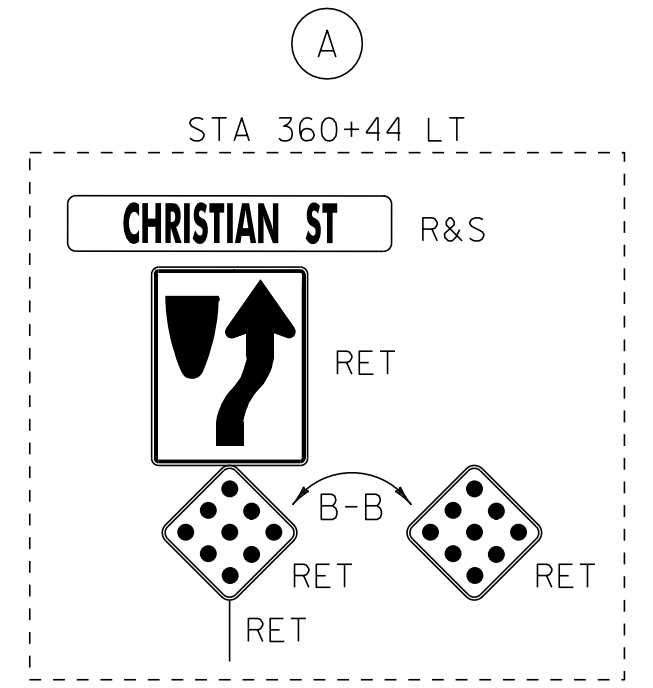

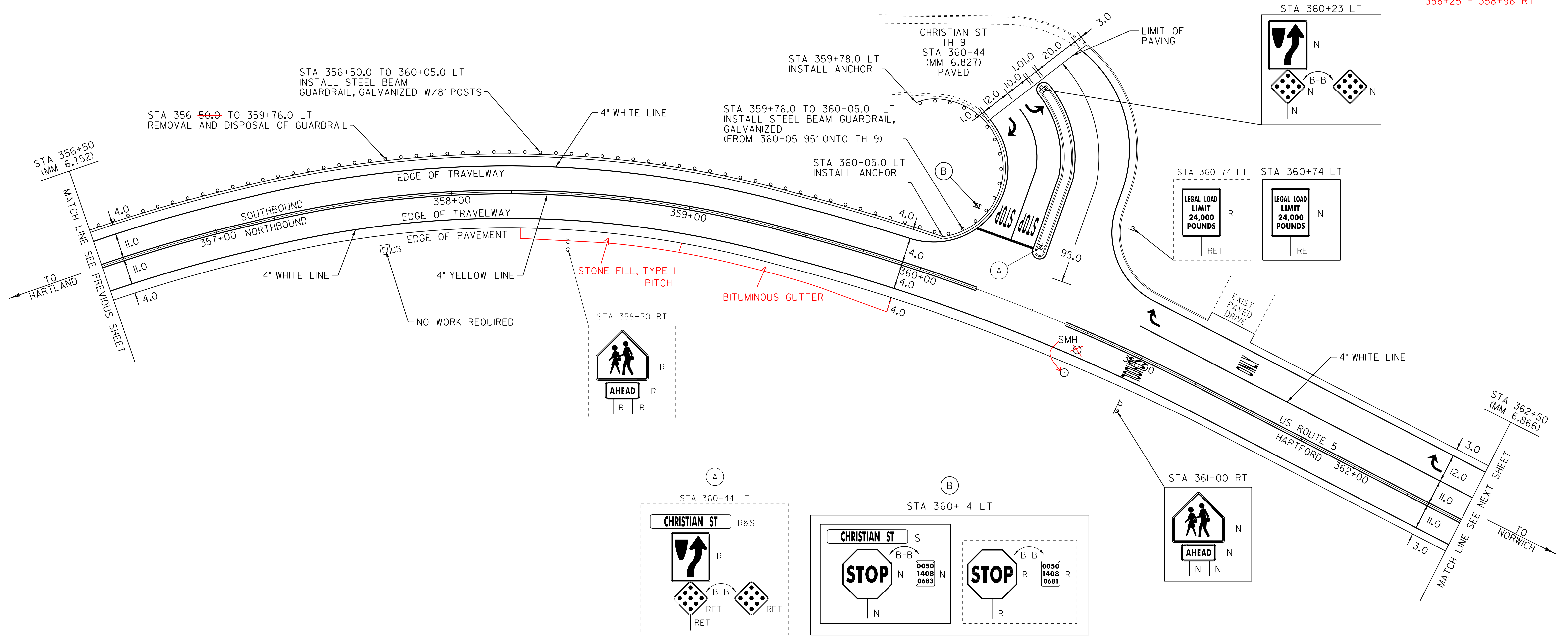
CHANGING ELEVATION  
 OF SEWER MANHOLES (NON PART.)  
 STA 360+74 RT **RETAINED**

REMOVING SIGNS  
 AS SHOWN - 6

ERECTING SALVAGED SIGNS  
 AS SHOWN - 1

**BITUMINOUS GUTTER**  
 358+96 - 360+00 RT

**STONE FILL, TYPE I**  
 358+25 - 358+96 RT



**LEGEND**

- R = REMOVE EXISTING
- S = SALVAGE
- R&S = REMOVE AND SALVAGE
- N = NEW
- RET = RETAIN
- B-B = BACK TO BACK
- EXISTING GUARDRAIL
- PROPOSED GUARDRAIL
- ↑ = TYPE I DELINEATOR, WHITE

<b>PAVING LAYOUT SHEET 30</b>	PROJECT NAME: HARTFORD-NORWICH	PLOT DATE: 14-FEB-2012 15:51
	PROJECT NUMBER: STP 2206(1)S	DRAWN BY: MRS
	FILE NAME: /pave/99cl64/pci64	CHECKED BY: NLL
	PROJECT LEADER: PTS	SHEET 54 OF 137
DESIGNED BY: NLL		
IPARM FILE NAME: pci64la30.i		

NOT TO SCALE