

TEMPORARY 4" WHITE LINE, PAINT
 DURABLE 4" YELLOW LINE, THERMOPLASTIC
 STA 331+00 TO 332+56 SOLID LT
 STA 331+00 TO 336+00 SOLID RT
 STA 332+87 TO 336+00 SOLID LT

TEMPORARY 4" YELLOW LINE, PAINT
 DURABLE 4" YELLOW LINE, THERMOPLASTIC
 STA 331+00 TO 332+48 SOLID LT & RT
 STA 332+68 DOUBLE SOLID LT (TH 143)
 STA 332+88 TO 336+00 SOLID LT & RT

TEMPORARY LETTER OR SYMBOL, PAINT
 DURABLE LETTER OR SYMBOL, THERMOPLASTIC
 STA 332+57 LT - "STOP" (TH 143)

TEMPORARY 24" STOP BAR, PAINT
 DURABLE 24" STOP BAR, THERMOPLASTIC
 STA 332+27 TO 332+67 LT (TH 143)

REMOVAL AND DISPOSAL OF GUARDRAIL
 STA 331+20.0 TO 332+65.0 RT
 STA 333+01.0 TO 333+06.75 LT
 STA 333+08.75 TO 333+20.0 RT
 STA 333+50.0 TO 333+96.0 LT

STEEL BEAM GUARDRAIL, GALVANIZED
 STA 331+39.5 TO 332+40.0 RT
 STA 333+75.5 TO 333+99.0 LT

H.D. STEEL BEAM GUARDRAIL, GALVANIZED
 STA 332+40.0 TO 332+65.0 RT
 STA 333+08.75 TO 333+21.25 RT
 STA 332+88.0 TO 333+06.75 LT
 STA 333+50.5 TO 333+75.5 LT

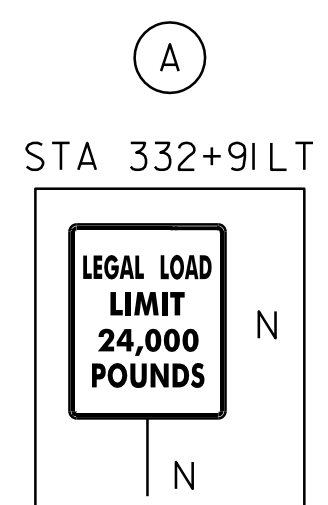
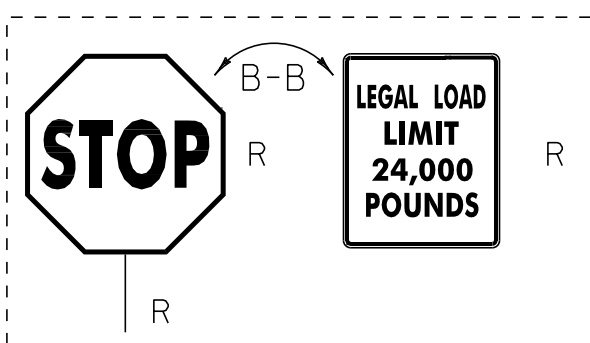
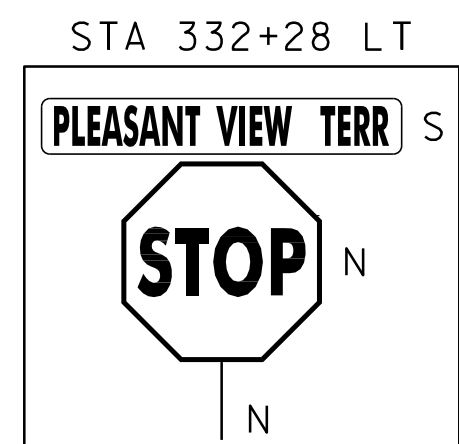
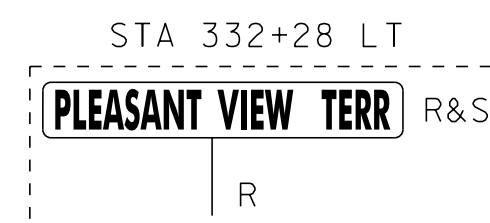
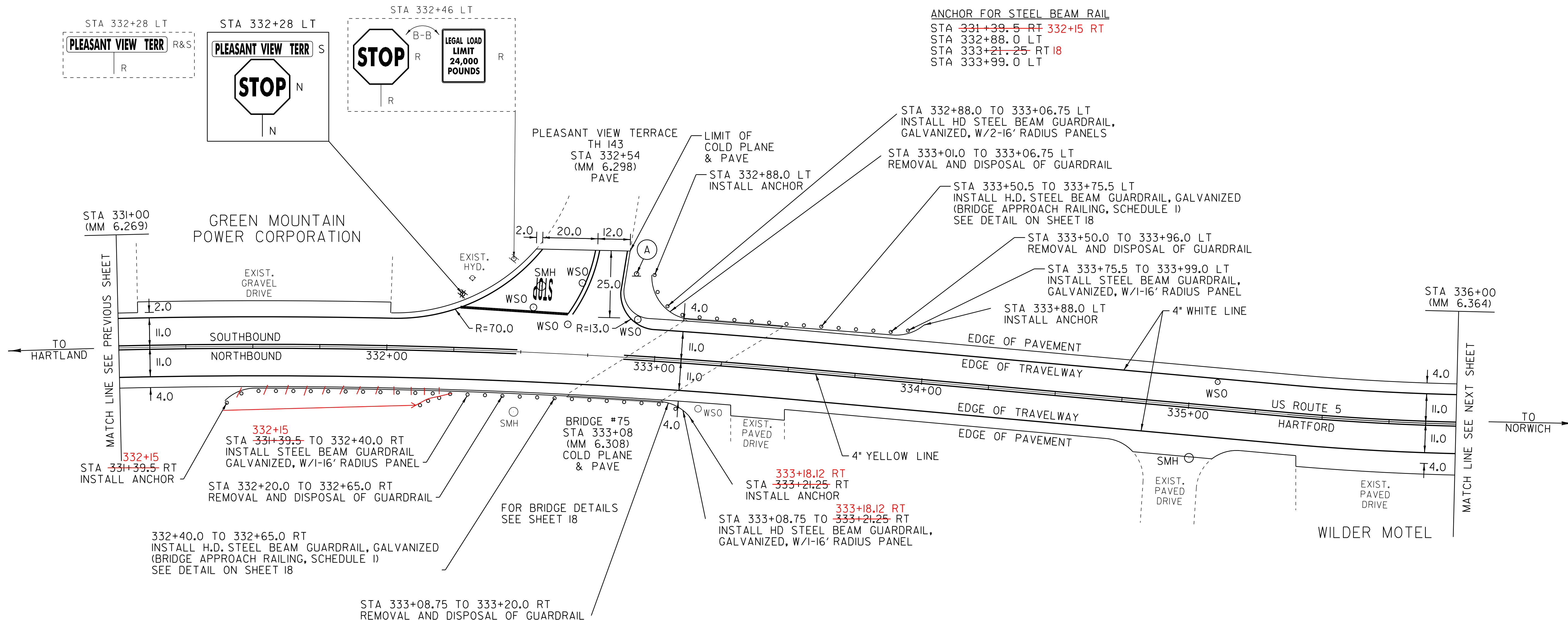
ANCHOR FOR STEEL BEAM RAIL
 STA 331+39.5 RT 332+15 RT
 STA 332+88.0 LT
 STA 333+21.25 RT
 STA 333+99.0 LT

CHANGING ELEVATION OF
 SEWER MANHOLES (NON PART.)
 STA 332+56 LT (TH 143)
 STA 335+02 RT

ADJUST ELEVATION
 OF VALVE BOX (NON PART.)
 STA 332+54 LT (TH 143)
 STA 332+67 LT
 STA 332+72 LT (TH 143)
 STA 332+93 LT
 STA 335+10 LT

REMOVING SIGNS
 AS SHOWN - 3

ERECTING SALVAGED SIGNS
 AS SHOWN - 1



LEGEND

- R = REMOVE EXISTING
- S = SALVAGE
- R&S = REMOVE AND SALVAGE
- N = NEW
- RET = RETAIN
- B-B = BACK TO BACK
- = EXISTING GUARDRAIL
- - - = PROPOSED GUARDRAIL
- ∩ = TYPE I DELINEATOR, WHITE

PAVING LAYOUT SHEET 25	PROJECT NAME: HARTFORD-NORWICH	PLOT DATE: 14-FEB-2012 15:51
	PROJECT NUMBER: STP 2206(1)S	DRAWN BY: MRS
	FILE NAME: /pave/99c164/pci64	CHECKED BY: NLL
	DESIGNED BY: NLL	SHEET 49 OF 137
	IPARM FILE NAME: pci64la25.i	

NOT TO SCALE