

TEMPORARY 4" WHITE LINE, PAINT
 DURABLE 4" WHITE LINE, THERMOPLASTIC

STA H 18+50 TO H 21+57 SOLID LT
 STA H 18+50 TO H 21+88 SOLID RT
 STA H 21+72 TO H 24+00 SOLID LT
 STA H 22+04 TO H 24+00 SOLID RT

TEMPORARY 4" YELLOW LINE, PAINT
 DURABLE 4" YELLOW LINE, THERMOPLASTIC

STA H 18+50 TO H 21+65 SOLID LT & RT
 STA H 22+05 TO H 24+00 SOLID LT & RT

TEMPORARY LETTER OR SYMBOL, PAINT
 DURABLE LETTER OR SYMBOL, THERMOPLASTIC

STA H 21+96 RT - "STOP" (I-91 RAMP A)

TEMPORARY 24" STOP BAR, PAINT
 DURABLE 24" STOP BAR, THERMOPLASTIC

STA H 21+82 TO H 22+08 RT (I-91 RAMP A)

REMOVAL AND DISPOSAL OF GUARDRAIL

STA H 18+50.0 TO H 20+82.0 LT
 STA H 18+50.0 TO H 21+07.0 RT
 STA H 21+90.0 TO H 24+00.0 LT
 22+15 TO 22+75 RT

STEEL BEAM GUARDRAIL, GALVANIZED

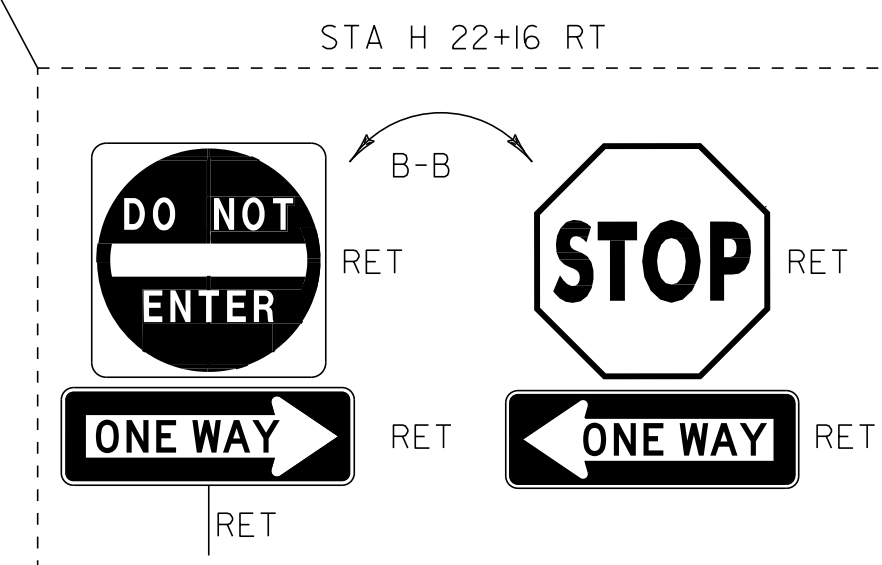
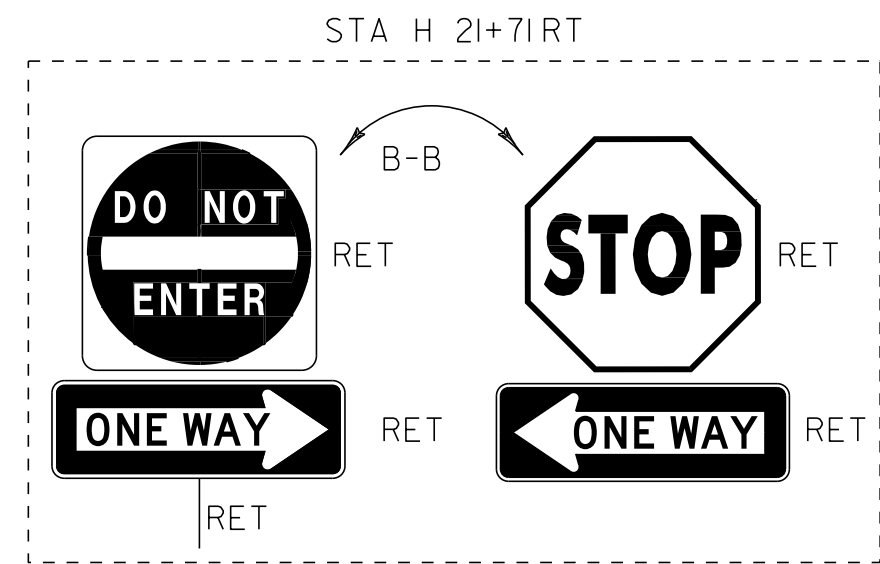
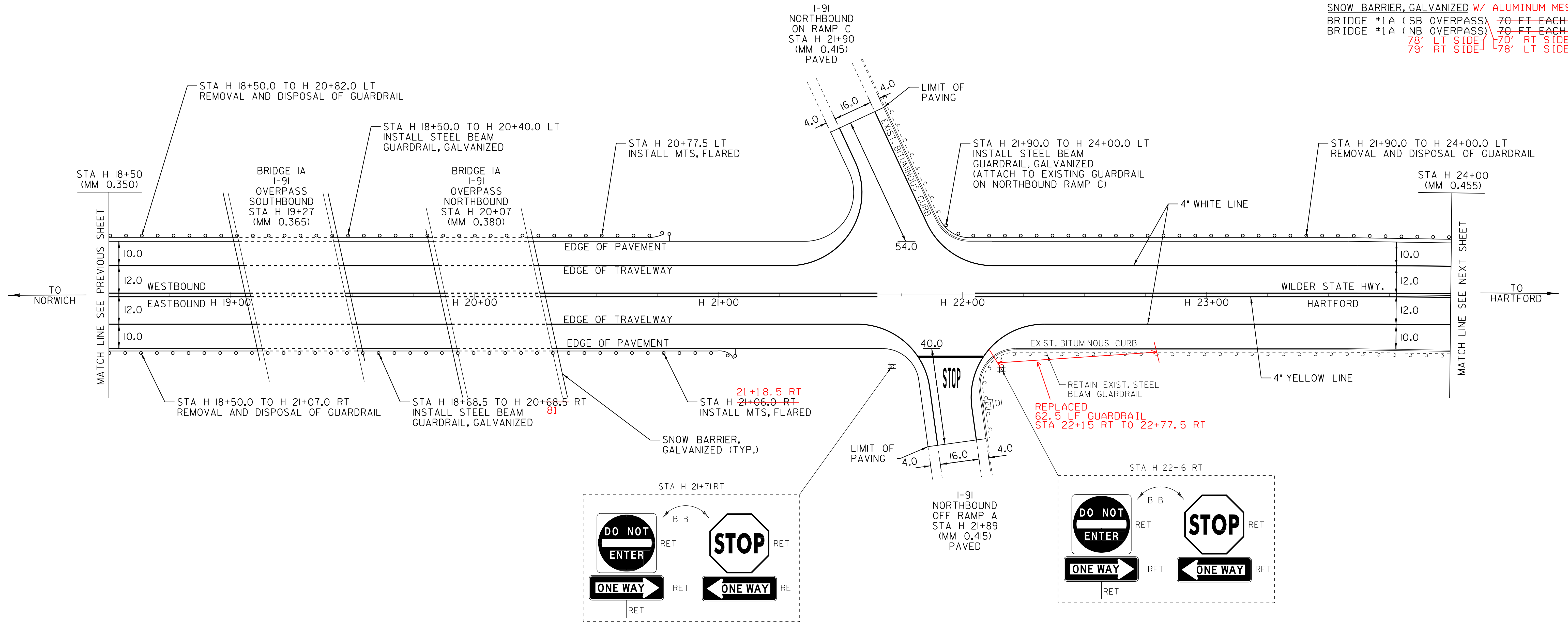
STA H 18+50.0 TO H 20+40.0 LT
 STA H 18+68.5 TO H 20+68.5 RT⁸¹
 STA H 21+90.0 TO H 24+00.0 LT
 22+15 TO 22+77.5 RT

MANUFACTURED TERMINAL SECTION, FLARED
 DELINEATOR WITH STEEL POST

STA H 20+77.5 LT
 STA H 21+06.0 RT 21+18.5 RT

SNOW BARRIER, GALVANIZED W/ ALUMINUM MESH

BRIDGE #1A (SB OVERPASS) 70 FT EACH SIDE
 BRIDGE #1A (NB OVERPASS) 70 FT EACH SIDE
 78' LT SIDE 70' RT SIDE
 79' RT SIDE 78' LT SIDE



LEGEND

- R = REMOVE EXISTING
- S = SALVAGE
- R&S = REMOVE AND SALVAGE
- N = NEW
- RET = RETAIN
- B-B = BACK TO BACK
- EXISTING GUARDRAIL
- PROPOSED GUARDRAIL
- ↑ = TYPE I DELINEATOR, WHITE

PAVING LAYOUT SHEET 5	PROJECT NAME: HARTFORD-NORWICH	PLOT DATE: 14-FEB-2012 15:50
	PROJECT NUMBER: STP 2206(I)S	DRAWN BY: MRS
	FILE NAME: /pave/99cl64/pci64	CHECKED BY: NULL
	DESIGNED BY: NULL	SHEET 29 OF 137

NOT TO SCALE