

TEMPORARY 4" WHITE LINE, PAINT
DURABLE 4" WHITE LINE, THERMOPLASTIC

STA H 14+00 TO H 17+02 SOLID LT
STA H 14+00 TO H 17+33 SOLID RT
STA H 17+20 TO H 18+50 SOLID LT
STA H 17+49 TO H 18+50 SOLID RT

TEMPORARY 4" YELLOW LINE, PAINT
DURABLE 4" YELLOW LINE, THERMOPLASTIC
STA H 14+00 TO H 17+10 SOLID LT & RT
STA H 17+50 TO H 18+50 SOLID LT & RT

TEMPORARY LETTER OR SYMBOL, PAINT
DURABLE LETTER OR SYMBOL, THERMOPLASTIC
STA H 17+11 LT - "STOP" (I-91 RAMP D)

TEMPORARY 24" STOP BAR, PAINT
DURABLE 24" STOP BAR, THERMOPLASTIC
STA H 16+91 TO H 17+30 LT (I-91 RAMP D)

REMOVAL AND DISPOSAL OF GUARDRAIL

STA H 14+00.0 TO H 16+95.0 LT
STA H 14+54.0 TO H 14+91.0 RT
~~STA H 17+25.0 TO H 17+40.0 RT~~
STA H 17+40.0 TO H 18+50.0 LT
STA H 18+31.0 TO H 18+50.0 RT

STEEL BEAM GUARDRAIL, GALVANIZED

STA H 16+68.0 TO H 16+95.0 LT
~~STA H 17+25.0 TO H 17+40.0 RT~~
STA H 17+77.5 TO H 18+50.0 LT

STEEL BEAM GUARDRAIL, GALVANIZED W/8' POSTS

STA H 14+00.0 TO H ~~16+68.0~~ **16+45** LT

MANUFACTURED TERMINAL SECTION, FLARED
DELINEATOR WITH STEEL POST

STA H 14+53.5 RT
STA H 17+40.0 LT
STA H 18+31.0 RT

~~ANCHOR FOR STEEL BEAM RAIL~~

~~STA H 17+40.0 RT~~

REHAB DROP INLETS, CATCH BASINS,
OR MANHOLES, CLASS I, CLASS II OR CLASS III
STA H 16+23 LT (CB)

BITUMINOUS CONCRETE CURB, TYPE A

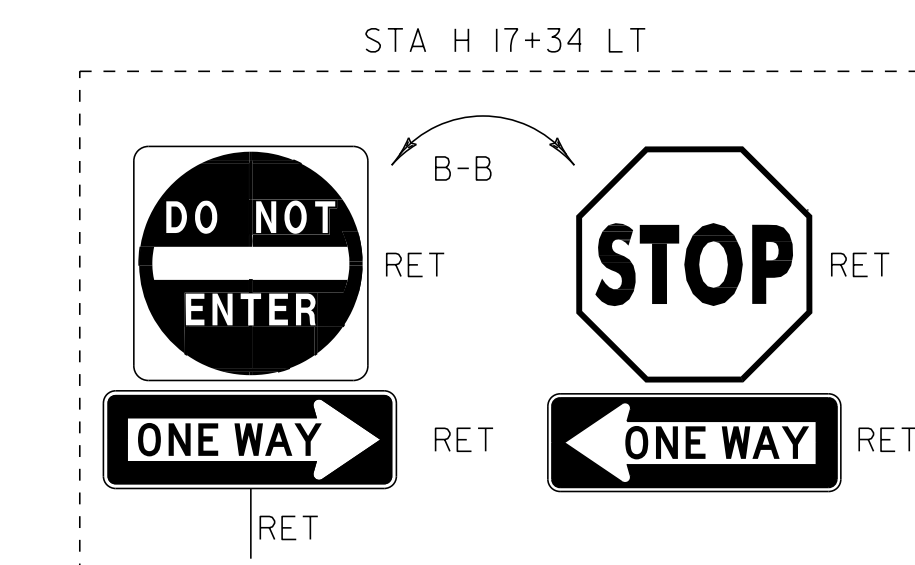
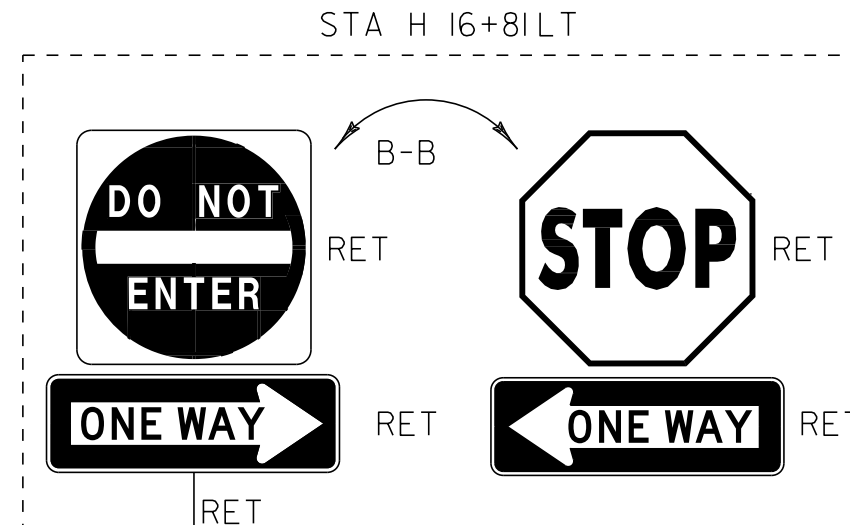
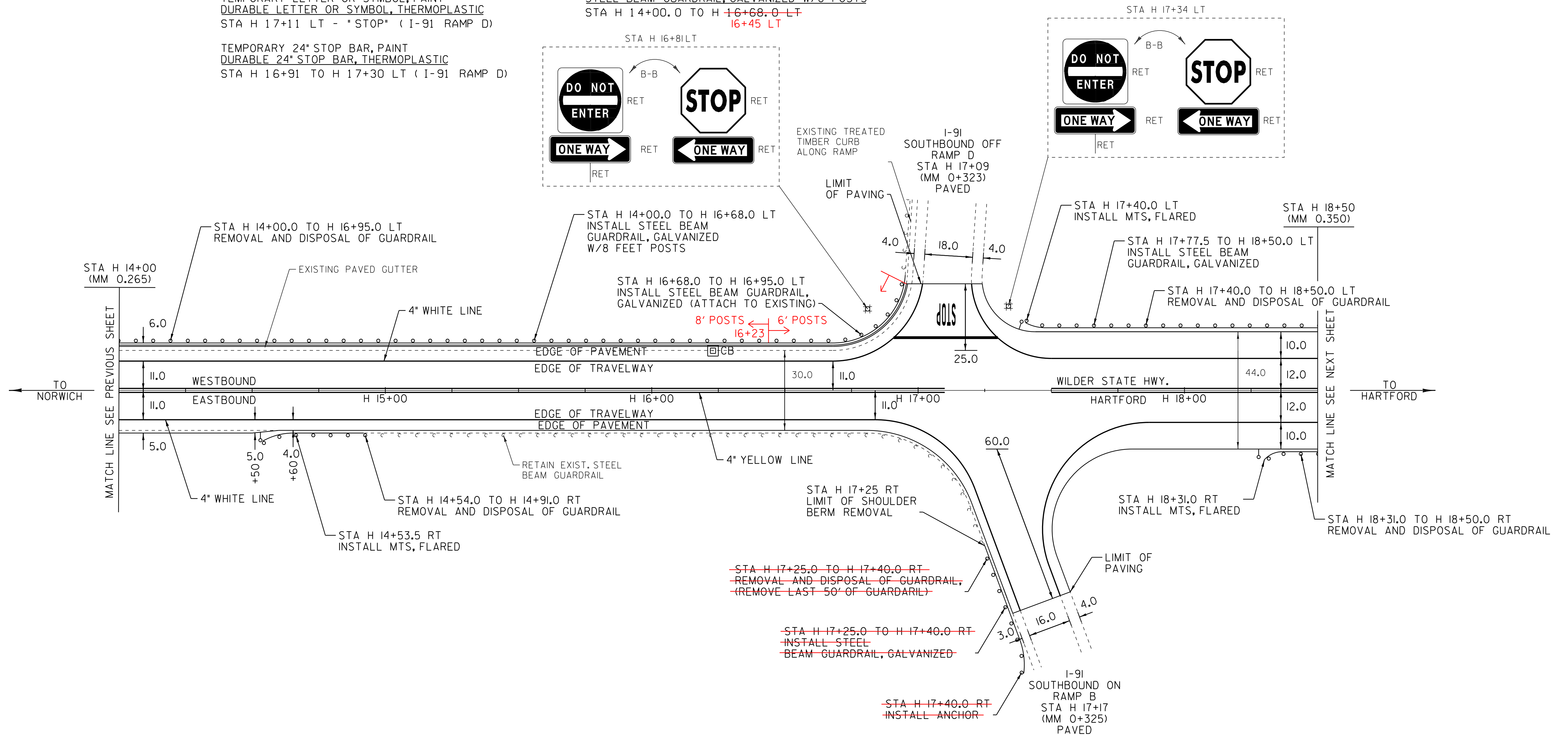
STA H 14+00 TO H 16+95 LT

SHOULDER BERM REMOVAL

STA H 14+54 TO H 17+25 RT

NOTE:

1. H 14+00 TO H 16+96 LT
LEVEL SHOULDER WITH 2" TYPE IVS
PRIOR TO ROADWAY LEVELING.



~~STA H 17+25.0 TO H 17+40.0 RT
REMOVAL AND DISPOSAL OF GUARDRAIL,
(REMOVE LAST 50' OF GUARDRAIL)~~

~~STA H 17+25.0 TO H 17+40.0 RT
INSTALL STEEL
BEAM GUARDRAIL, GALVANIZED~~

~~STA H 17+40.0 RT
INSTALL ANCHOR~~

LEGEND

- R = REMOVE EXISTING
- S = SALVAGE
- R&S = REMOVE AND SALVAGE
- N = NEW
- RET = RETAIN
- B-B = BACK TO BACK
- = EXISTING GUARDRAIL
- = PROPOSED GUARDRAIL
- = TYPE I DELINEATOR, WHITE

NOT TO SCALE

PAVING LAYOUT SHEET 4	PROJECT NAME: HARTFORD-NORWICH	PLOT DATE: 14-FEB-2012 15:49
	PROJECT NUMBER: STP 2206(1)S	DRAWN BY: MRS
	FILE NAME: /pave/99cl64/pci64	CHECKED BY: NULL
	PROJECT LEADER: PTS	SHEET 28 OF 137
	DESIGNED BY: NULL	
	IPARM FILE NAME: pci64la04.i	