Metric

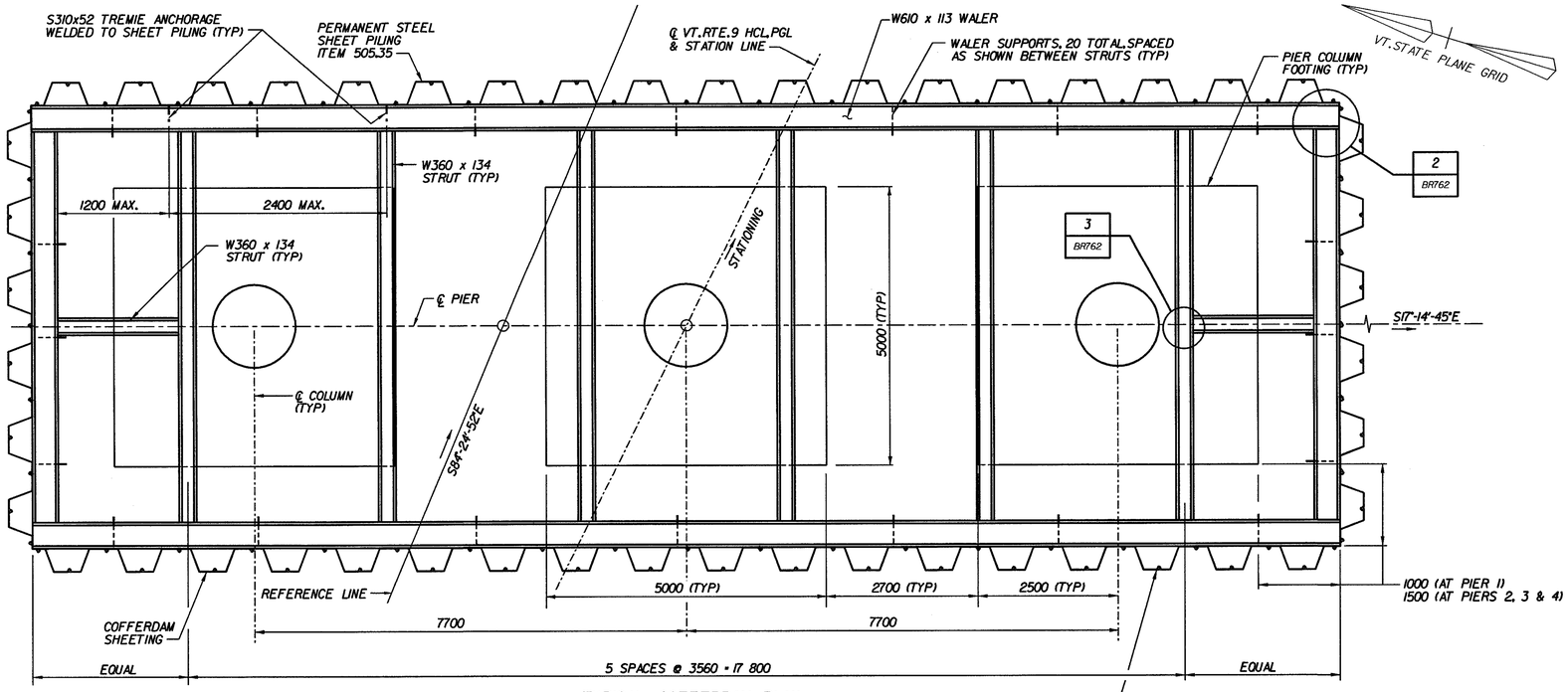

TYPICAL COFFERDAM PLAN

1:50 PI DET05

COFFERDAM - ITEM 204.40
NOTE: PAYMENT FOR STEEL SHEET PILING AND ASSOCIATED BRACING IS MADE UNDER ITEM 505.35. SEE STEEL SHEET PILING NOTES THIS SHEET.

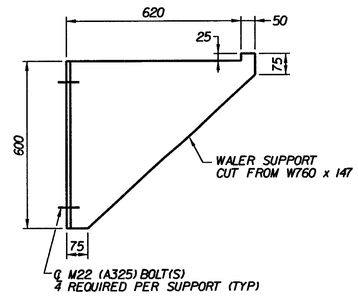

TYPICAL WALER SUPPORT DETAIL FOR W610 x 113 WALER

1:10 PL DET09

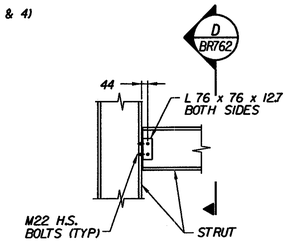

3 BR762 BR752 PLAN - STRUT/STRUT CONNECTON

1:20 PL DET03

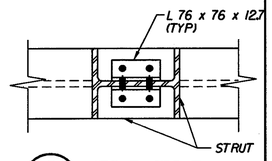

D BR762 STRUT/STRUT CONNECTON

1:10 PL DET05

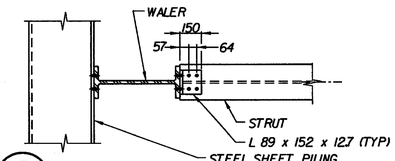

E BR762 WALER SECTION

1:20 PI DET09

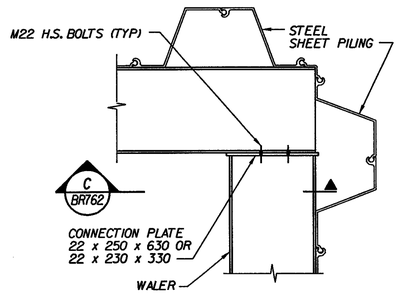

2 BR762 BR752 WALER CONNECTON

1:20 PL DET02

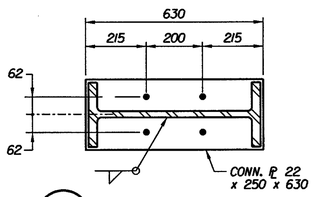

C BR762 WALER CONNECTION PLATE FOR W610 x 113 WALER

1:10 PL DET07

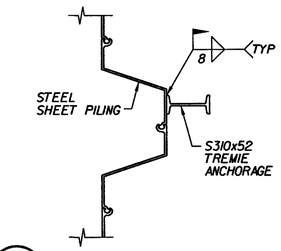

B BR762 TOP SECTION VIEW

1:20 PI DET01

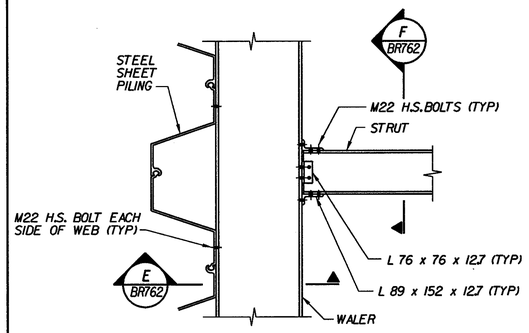

PARTIAL STEEL SHEET PILING/WALER PLAN

1:20 PI DET01

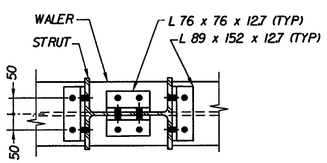

F BR762 WALER SECTION

1:10 PI DET14

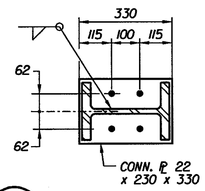

C BR752 WALER CONNECTION PLATE FOR W310 x 74 WALER

1:10 PL DET08

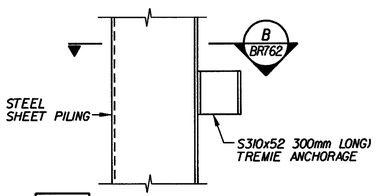

1 BR752 TREMIE ANCHORAGE

1:20 PI DET01

STEEL SHEET PILING NOTES:

1. ALL STRUCTURAL STEEL SHALL BE AASHTO M270M GRADE 345.
2. SECTION MODULUS REQUIRED FOR SHEET PILING IS 950 x 10^3 mm^3 /METER.
3. THE COST FOR WALERS, STRUTS, TREMIE ANCHORAGES, AND WALER SUPPORTS SHALL BE SUBSIDIARY TO ITEM 505.35 - PERMANENT STEEL SHEET PILING.
4. THE COST FOR INSTALLATION AND REMOVAL OF STRUTS, WALERS AND SUPPORTS SHALL BE SUBSIDIARY TO ITEM 505.35 - PERMENANT STEEL SHEET PILING.

CLOUGH, HARBOUR & ASSOCIATES LLP
ENGINEERS, SURVEYORS, PLANNERS & LANDSCAPE ARCHITECTS
111 WINNERS CIRCLE ALBANY, NEW YORK, 12205

STATE OF VERMONT
AGENCY OF TRANSPORTATION

Town Of	BENNINGTON	Bridge No.	BR700
Highway No.	VT. RTE. 9	Log Sta.	
		Surv. Sta.	16+800

VT. RTE. 9 OVER SILK ROAD AND WALLOOMSAC RIVER

COFFERDAM DETAILS

Designed By	C. TUTUNJIAN	Drawn by	J. HOTALING/B. WEATHERBY
Checked By	D. VIENI Date 6/00	Bridge Design Supervisor	M.W. OLSTAD Date 9/00
PROJECT	BENNINGTON-HOOSICK	PROJECT NO.	D.P.I. 0146(1) C/4
I.G.C. Info.			
Bridge Sheet No.	BR762		Sheet 245 OF 385

U:\2573\75\BR700\PL\SH104\BW\SJ3.DGN\M