

646.4 DURABLE 100 mm YELLOW LINE
 STA. CIO+140.000 - STA. CIO+250.186 SOLID C (EDGE LINE)
 STA. DIO+000.000 - STA. DIO+080.000 SOLID C (EDGE LINE)
 STA. CDIO+120.000 - STA. CDIO+271.929 SOLID LT & RT (EDGE LINE)

646.4 TEMPORARY 100 mm YELLOW LINE
 STA. DIO+000.000 - STA. CIO+080.000 SOLID C (EDGE LINE)
 STA. CDIO+120.000 - STA. CDIO+271.929 SOLID RT (EDGE LINE)

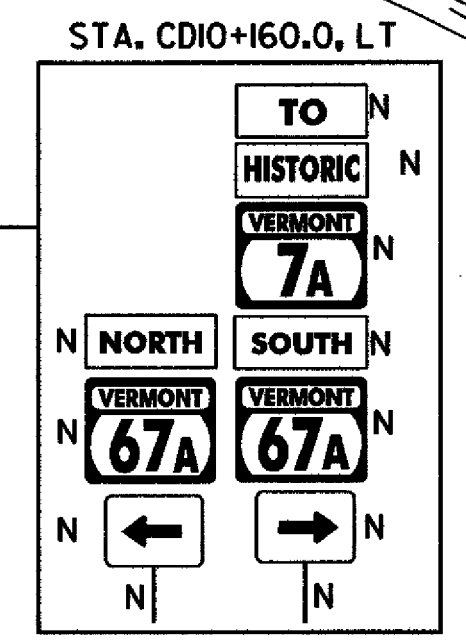
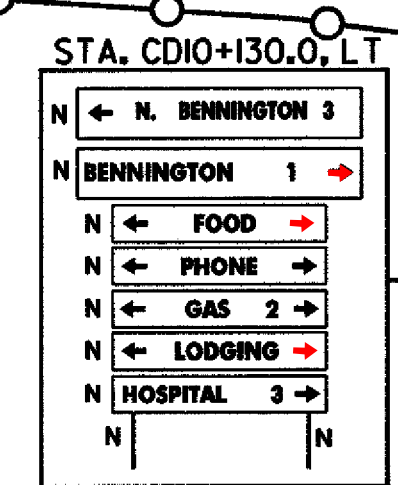
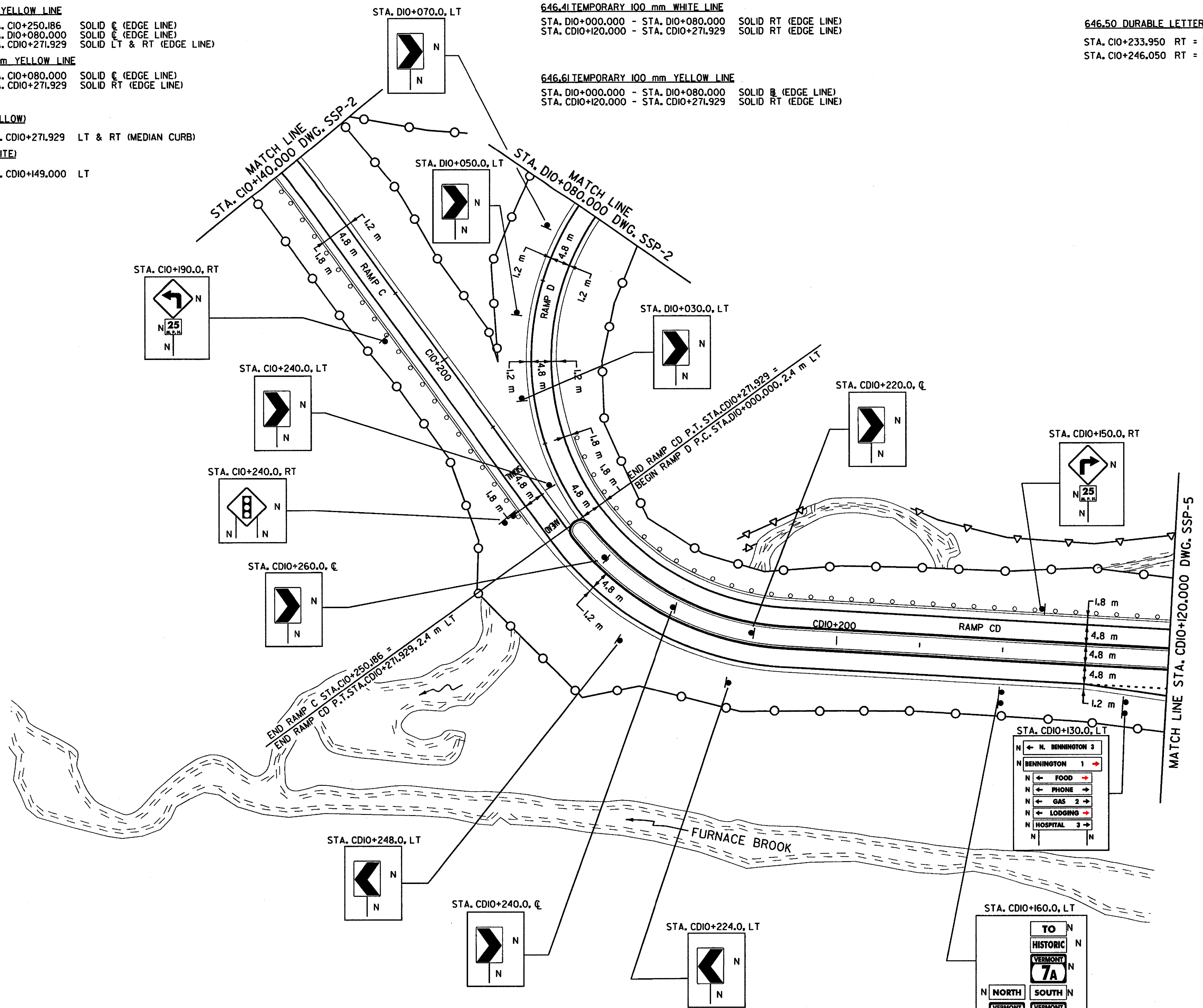
646.8 PAINTED CURB (YELLOW)
 STA. CDIO+262.929 - STA. CDIO+271.929 LT & RT (MEDIAN CURB)

646.8 PAINTED CURB (WHITE)
 STA. CDIO+131.000 - STA. CDIO+149.000 LT

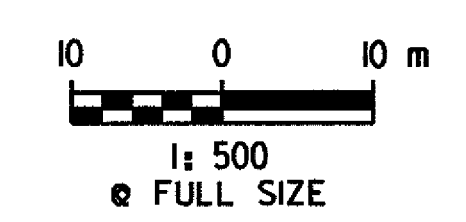
646.4 TEMPORARY 100 mm WHITE LINE
 STA. DIO+000.000 - STA. DIO+080.000 SOLID RT (EDGE LINE)
 STA. CDIO+120.000 - STA. CDIO+271.929 SOLID RT (EDGE LINE)

646.6 TEMPORARY 100 mm YELLOW LINE
 STA. DIO+000.000 - STA. DIO+080.000 SOLID B (EDGE LINE)
 STA. CDIO+120.000 - STA. CDIO+271.929 SOLID RT (EDGE LINE)

646.50 DURABLE LETTER OR SYMBOL
 STA. CIO+233.950 RT = "SIGNAL"
 STA. CIO+246.050 RT = "AHEAD"



SIGN LEGEND
 R = REMOVE
 S = SALVAGE
 N = NEW
 RET = RETAIN
 B-B = BACK TO BACK
 EXISTING = - - - - -
 NEW = _____



SIGNING AND STRIPING PLAN	SURVEYED BY <u>C.H.A. & V.S.E.</u> DATE <u>12/93</u>
	DESIGNED BY <u>D.E.G.</u> DATE <u>9/00</u>
	DRAWN BY <u>J.S.L.</u> DATE <u>9/00</u>
	CHECKED BY <u>T.P.K.</u> DATE <u>9/00</u>
DESIGN FILE NO. <u>/5116/VAOT/VTSSP17</u>	PROJ. NAME <u>BENNINGTON - HOOSICK</u>
	D.P.I. <u>0146(1) C/4</u>
	PROJ. NO. <u>P.I.N. 1306.60</u>
DWG NO. <u>SSP-4</u>	SHEET <u>134 OF 385</u>

FILE NAME = u:\5116\vaot\contract4\vtssp17.dgn
 DATE/TIME = 08 SEP 2000
 USER = 1459

DATUM
 VERTICAL NAVD 88
 HORIZONTAL NAD 83 (1992)