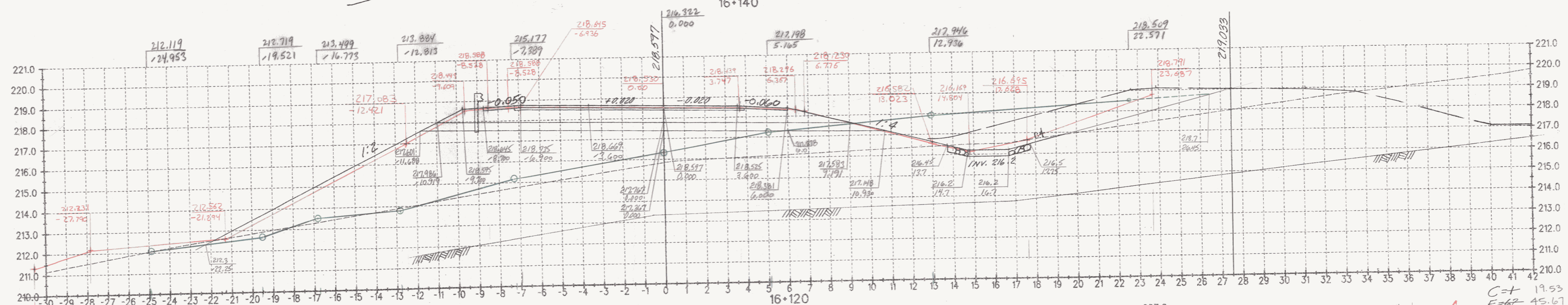
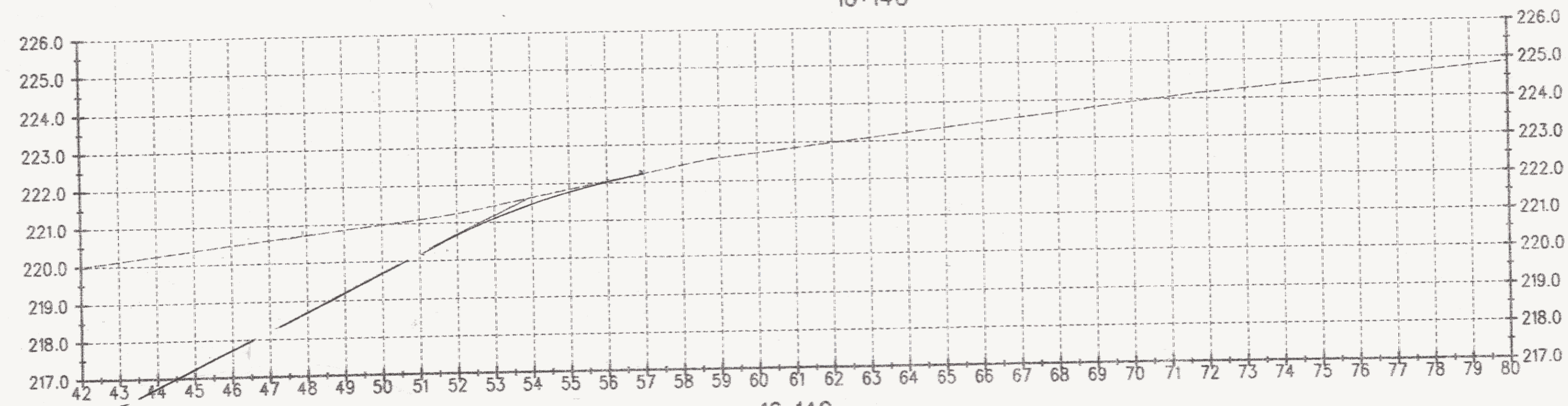


C=7 24.90  
 F=78 53.42  
 R=0 10.73

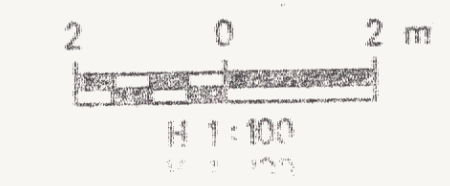


C=1 19.53  
 F=62 45.67  
 R=0

O.G. *[Signature]*  
 P.O. *[Signature]*  
 T.E.P. *[Signature]*  
 F.G. BC 3/9/85

SURVEYED BY C.H.A. & V.S.E. DATE 6/95  
 DESIGNED BY D.E.G. DATE 6/95  
 DRAWN BY J.S.L. DATE 6/95  
 CHECKED BY T.P.K. DATE 6/95

ALL DIMENSIONS IN MILLIMETERS EXCEPT AS INDICATED



DESIGN FILE NO. N/A  
 PROJ. NAME BENNINGTON - HOOSICK  
 D.P.I. 0146(1) C/3  
 PROJ. NO. P.I.N. 1306.60.201  
 SHEET 441 OF 473 SHEETS DWG. NO.

DATUM  
 VERTICAL NAVD 88  
 HORIZONTAL NAD 83 (1992)