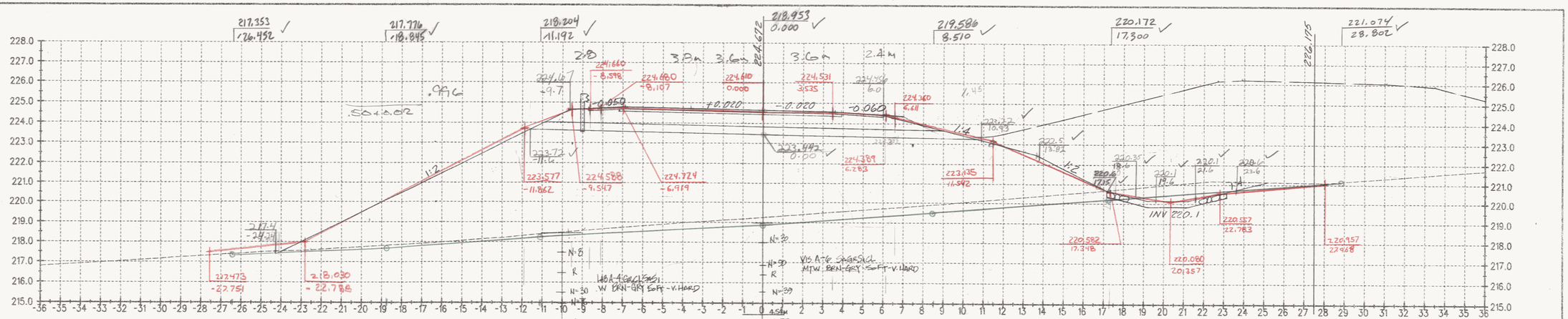

15+760

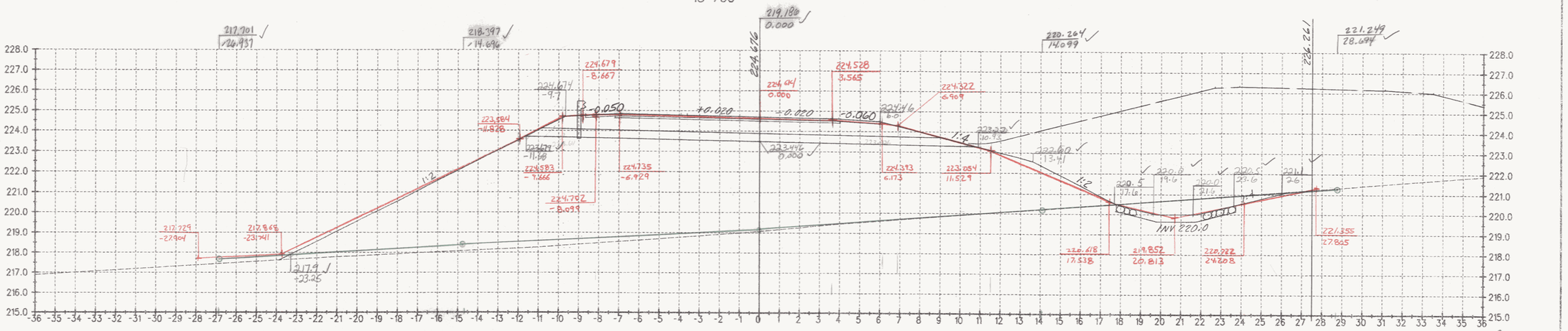

15+740

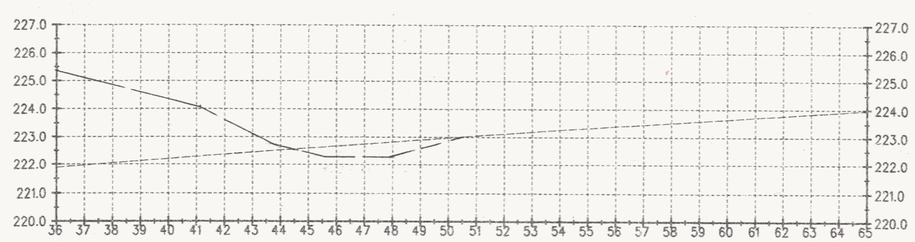

15+740

Both Sect's	By	✓ By
O.G	DH 1/14/03	RRM 2-12-03
TEMP ELV. + 0/S	DH	REM 2-12-03
FG	DL 1/31/05	2/3/05

ALL DIMENSIONS IN MILLIMETERS EXCEPT AS INDICATED

2 0 2 m

H 1:100
V 1:100

Metric

SURVEYED BY	C.H.A. & V.S.E.	DATE 6/95
DESIGNED BY	D.E.G.	DATE 6/95
DRAWN BY	J.S.L.	DATE 6/95
CHECKED BY	T.P.K.	DATE 6/95

DESIGN FILE NO. N/A

PROJ. NAME BENNINGTON - HOOSICK
D.P.I. 0146(1) C/3

PROJ. NO. P.I.N. 1306.60.201

SHEET 433 OF 473 SHEETS DWG No. -

DATUM

VERTICAL	NAVD 88
HORIZONTAL	NAD 83 (1992)