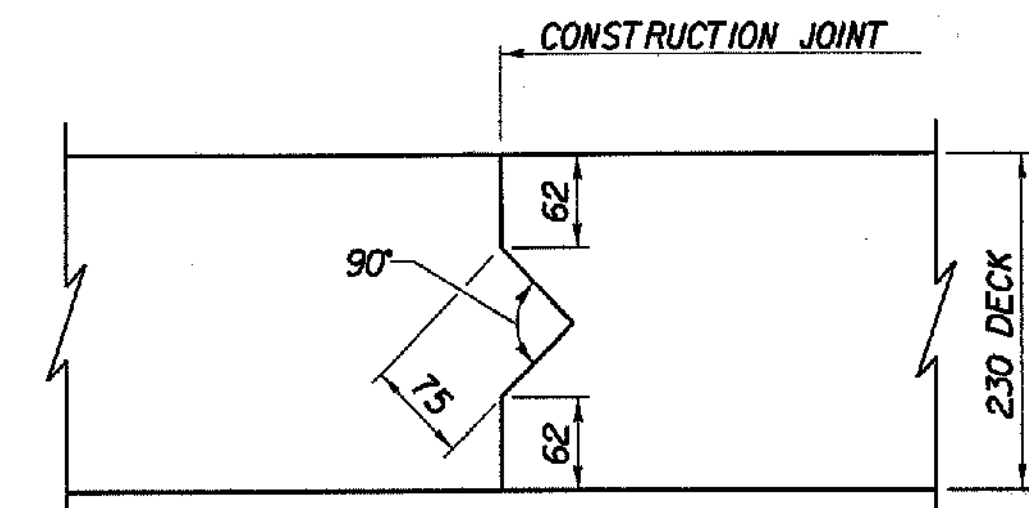


DECK POUR SEQUENCE
N.T.S.

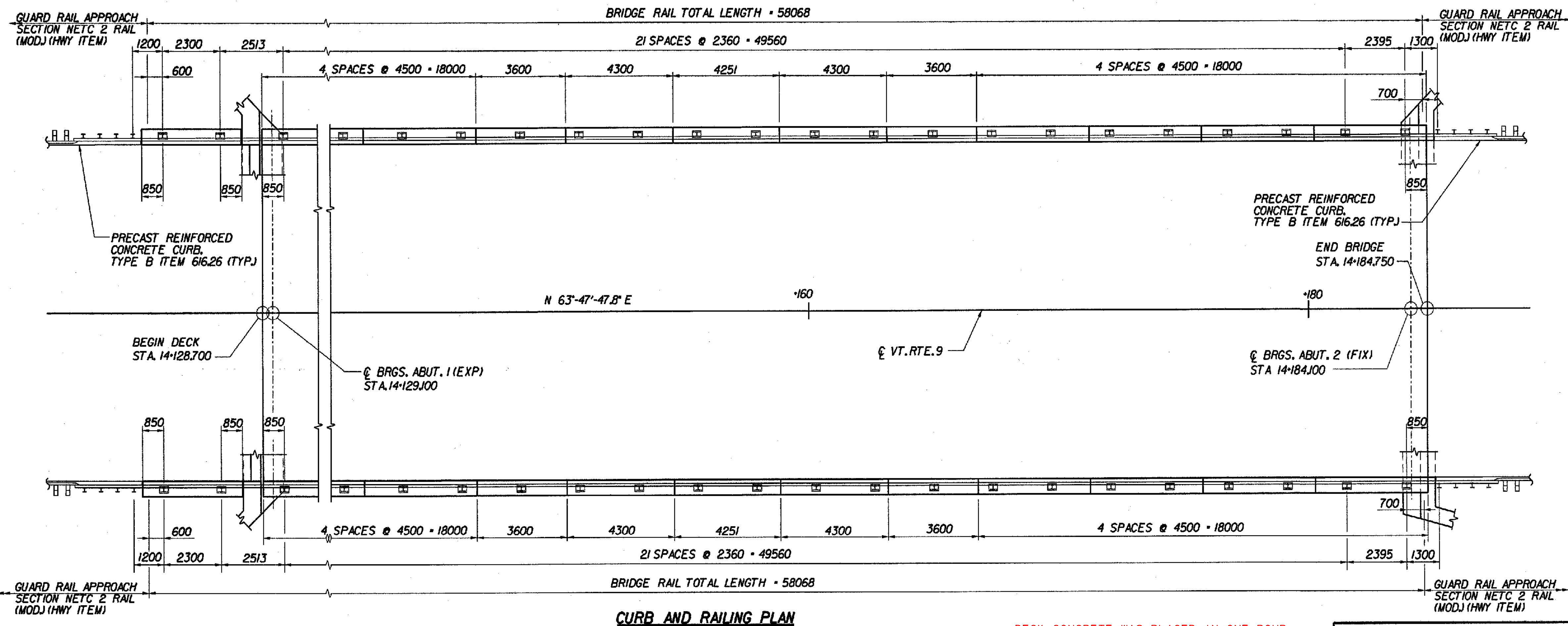
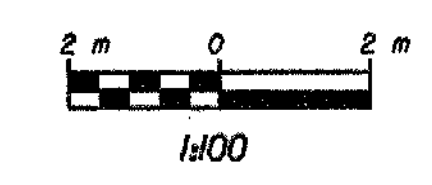
- DECK POUR SEQUENCE NOTES:**
1. CONCRETE DECK SHALL BE POURED FOLLOWING THE DECK POUR SEQUENCE DIAGRAM.
 2. DIRECTION OF POUR IS INDICATED BY ARROWS.
 3. ONCE PLACEMENT OF A SECTION HAS STARTED, IT SHALL BE COMPLETED WITHOUT INTERRUPTION.
 4. POURS 2A AND 2B SHALL NOT BE STARTED UNTIL 72 HOURS AFTER COMPLETION OF POUR 1.
 5. POURS 2A AND 2B MAY BE PLACED SIMULTANEOUSLY OR CONSECUTIVELY WITH THE CONCRETE REMAINING PLASTIC THROUGHOUT THE PLACEMENT.



DECK CONSTRUCTION JOINT
N.T.S.

BRIDGE DECK REINFORCEMENT PLAN

****NOTE: BAR MARK ESI901, ESI902, ESI903 & ESI904 LENGTH WAS CHANGED AS PER CLOUGH HARBOUR'S LETTER 5/8/03**



NOTES:

1. FOR ADDITIONAL DECK REINFORCEMENT AT RAIL POST ANCHORAGE, SEE STD. BRI-97M.
2. ALL DECK REINFORCEMENT BARS SHALL BE EPOXY COATED.

CURB AND RAILING NOTES:

1. THE 600 mm CURB SHALL BE PLACED IN 4.5 m MAX. SECTIONS AS PER SHT. BR424. CURB JOINT DETAILS, PLACEMENT DETAILS FOR THE CURB SHALL BE SUBMITTED TO THE BRIDGE RAILING FABRICATOR BY THE CONTRACTOR.
2. BRIDGE RAIL POSTS SHALL BE 500 mm MINIMUM FROM CURB CONSTRUCTION JOINTS (UNLESS OTHERWISE NOTED).
3. FOR CURB JOINT DETAILS, SEE SHT. BR424.
4. FOR BRIDGE RAILING DETAILS, SEE STD. BRI-97M.
5. FOR APPROACH RAIL DETAILS, SEE DMG. NO. MD-3 AND MD-4.

**STATE OF VERMONT
AGENCY OF TRANSPORTATION**

Town Of	BENNINGTON	Bridge No.	BR400
Highway No.	VT. RTE. 9	Log Sta.	
VT. RTE. 9 OVER AIRPORT BROOK WEST		Surv. Sta.	14+140
DECK REINFORCEMENT AND RAILING PLAN			
Designed By	M. GOGUEN	Drawn by	K. DETRICK/B. WEATHERBY
Checked By	Date P. PERKINS 11/01	Bridge Design Supervisor	Date M. OLSTAD 11/01
PROJECT	BENNINGTON-HOOSICK	PROJECT NO.	D.P.L 0146(1)
I.G.C. Info.			
Bridge Sheet No.	BR412	Sheet 201 OF 473	

FILE NAME: s:\372\15 br-408\clocokht.plt
DATE: 02/17/2001
USER: JWG

CHA CLOUGH HARBOUR & ASSOCIATES LLP
ENGINEERS, SURVEYORS, PLANNERS & LANDSCAPE ARCHITECTS
WINNERS CIRCLE ALBANY, NEW YORK, 12206

*DECK CONCRETE WAS PLACED IN ONE POUR. JFW 2/2/06
**TRANSVERSE DECK REINFORCING BAR LENGTH WAS CHANGED BY CHA LETTER DATED 5/8/03. JFW 2/2/06

