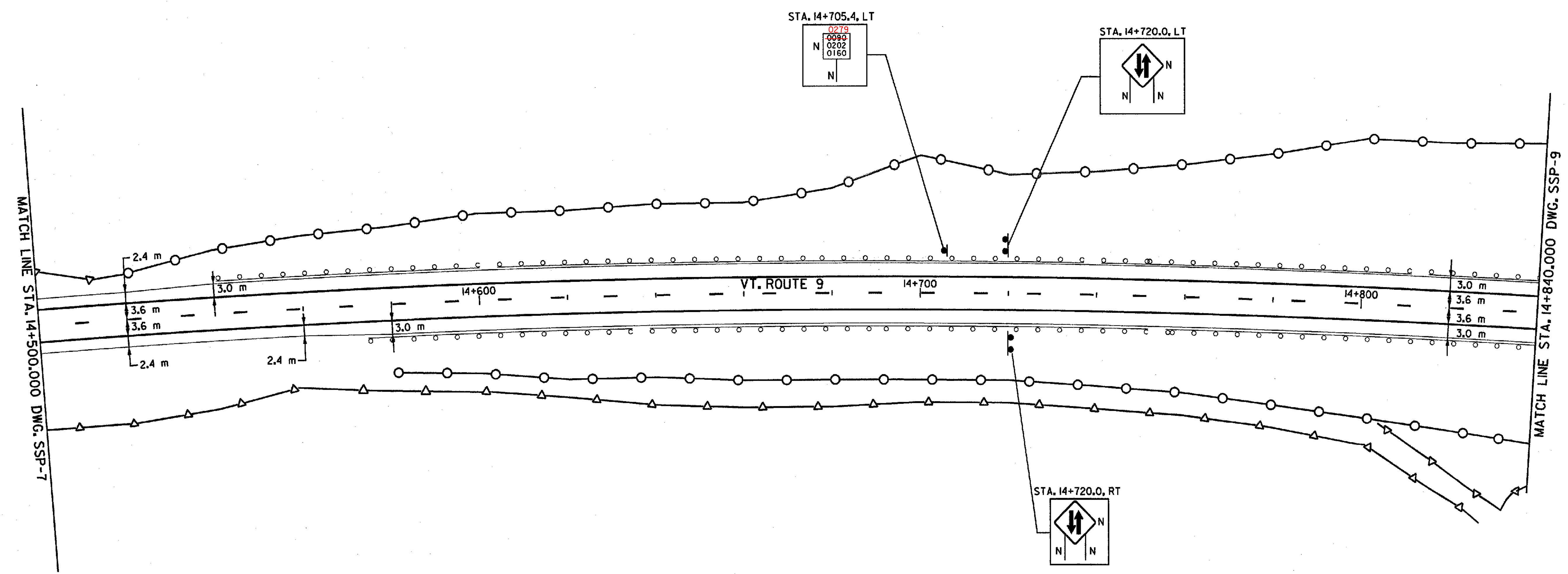
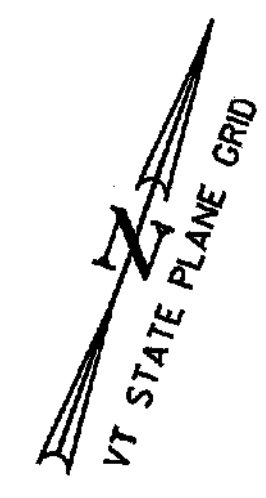


150
646.40 DURABLE 100 mm WHITE LINE
STA. 14+500.000 - STA. 14+840.000 SOLID LT & RT (EDGE LINE)

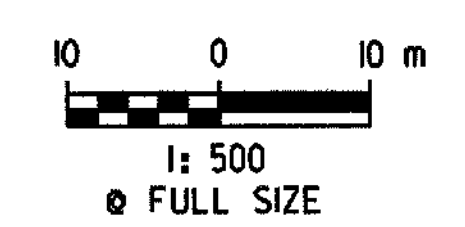
150
646.4 DURABLE 100 mm YELLOW LINE
STA. 14+500.000 - STA. 14+840.000 DASHED (CENTER LINE)



FILE NAME = c:\5116\VAOT\CONTRACT3\VTSSP11A.dgn
DATE/TIME = 10/11/2001
USER = 664

DATUM	
VERTICAL	NAVD 88
HORIZONTAL	NAD 83 (1992)

- SIGN LEGEND**
- R = REMOVE
 - S = SALVAGE
 - N = NEW
 - RET = RETAIN
 - B-B = BACK TO BACK
 - EXISTING = -----
 - NEW = _____



AS-BUILT NOTE: SEE NOTE ON SHEET 144
RMT 2/3/06

SIGNING AND STRIPING PLAN	SURVEYED BY	C.H.A. & V.S.E.	DATE	12/93
	DESIGNED BY	D.E.G.	DATE	11/01
	DRAWN BY	J.S.L.	DATE	11/01
	CHECKED BY	T.P.K.	DATE	11/01
DESIGN FILE NO.		/5116/VAOT/VTSSP11		
PROJ. NAME		BENNINGTON - HOOSICK D.P.J. 0146(I) C/3		
PROJ. NO.		P.I.N. 1306.60		
DWG NO. SSP-8		SHEET 151 OF 473		