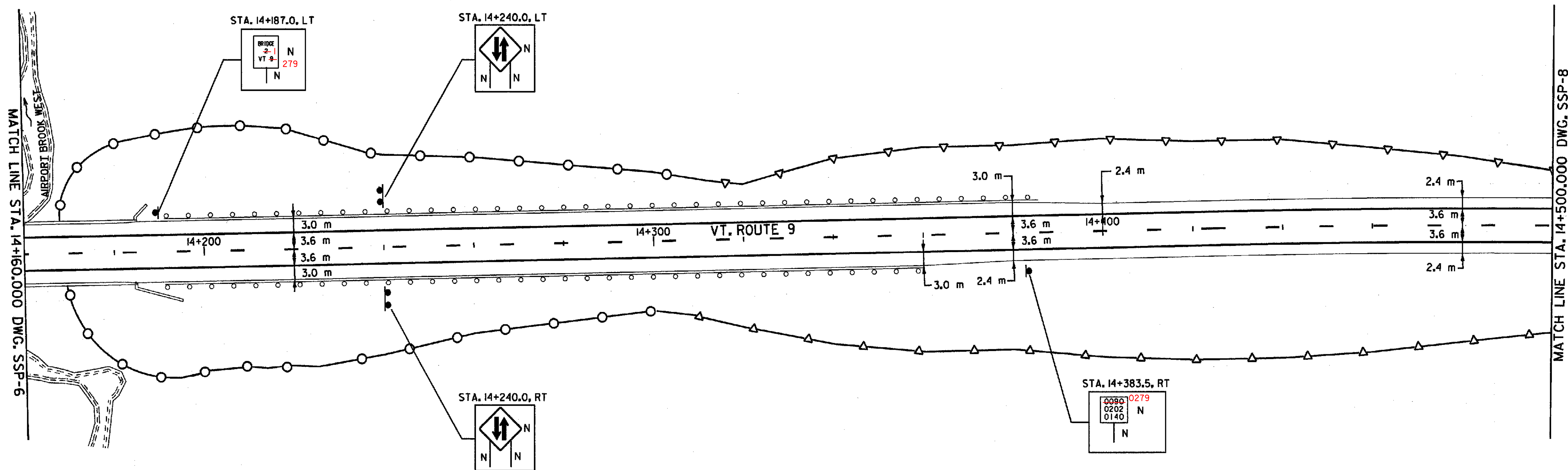



646.40 DURABLE 150 mm WHITE LINE
 STA. 14+160,000 - STA. 14+500,000 SOLID LT & RT (EDGE LINE)

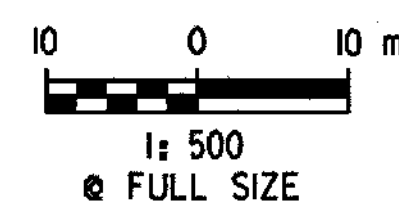
646.41 DURABLE 150 mm YELLOW LINE
 STA. 14+160,000 - STA. 14+500,000 DASHED (CENTER LINE)



FILE NAME = \\VAOT\VAOT\CONTRACT3\VTSSP11.DGN
 DATE/TIME = 10/11/2001
 USER = 664

DATUM	
VERTICAL	NAVD 88
HORIZONTAL	NAD 83 (1992)

SIGN LEGEND
 R = REMOVE
 S = SALVAGE
 N = NEW
 RET = RETAIN
 B-B = BACK TO BACK
 EXISTING = - - - - -
 NEW = _____



AS-BUILT NOTE: SEE NOTE ON SHEET 144
 RMT 2/3/06

SIGNING AND STRIPING PLAN	SURVEYED BY	C.H.A. & V.S.E.	DATE	12/93
	DESIGNED BY	D.E.G.	DATE	11/01
	DRAWN BY	J.S.L.	DATE	11/01
	CHECKED BY	T.P.K.	DATE	11/01
DESIGN FILE NO.	/5116/VAOT/VTSSP11			
PROJ. NAME	BENNINGTON - HOOSICK D.P.I. 0146(1) C/3			
PROJ. NO.	P.I.N. 1306.60			
DWG NO. SSP-7	SHEET 150 OF 473			