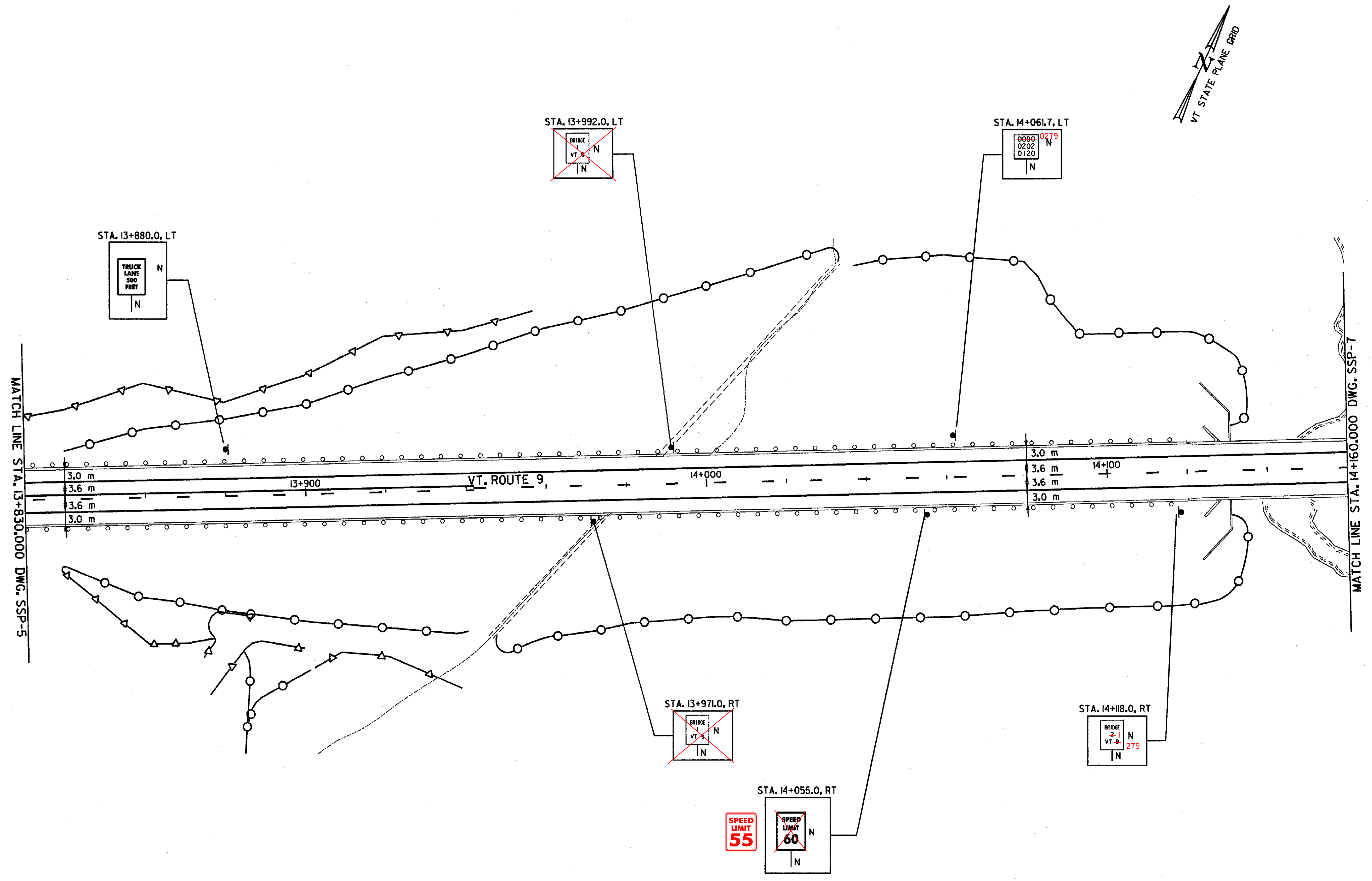
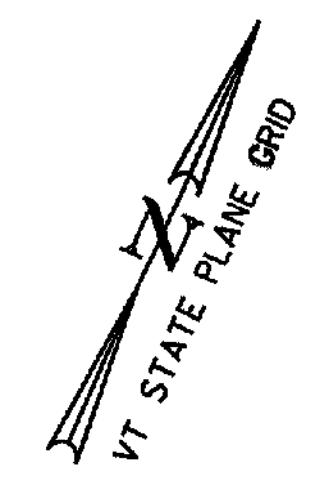


646.40 DURABLE 150 mm WHITE LINE  
 STA. 13+830.000 - STA. 14+160.000 SOLID LT & RT (EDGE LINE)

646.41 DURABLE 150 mm YELLOW LINE  
 STA. 13+830.000 - STA. 13+941.920 SOLID LT/DASHED RT (CENTER LINE)  
 STA. 13+941.920 - STA. 14+160.000 DASHED (CENTER LINE)



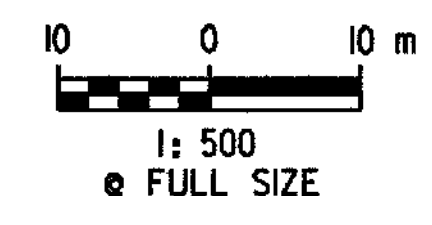
MATCH LINE STA. 13+830.000 DWG. SSP-5

MATCH LINE STA. 14+160.000 DWG. SSP-7

FILE NAME = \\N116\VAOT\CONTRACT\3\VTSSP10A.dgn  
 DATE/TIME = 10/11/2001  
 USER = 664

|            |               |
|------------|---------------|
| DATUM      |               |
| VERTICAL   | NAVD 88       |
| HORIZONTAL | NAD 83 (1992) |

- SIGN LEGEND**
- R = REMOVE
  - S = SALVAGE
  - N = NEW
  - RET = RETAIN
  - B-B = BACK TO BACK
  - EXISTING = - - - - -
  - NEW = \_\_\_\_\_



AS-BUILT NOTE: SEE NOTE ON SHEET 144 RMT 2/3/06

|   |             |                 |      |       |
|---|-------------|-----------------|------|-------|
| <b>SIGNING AND STRIPING PLAN</b>                      | SURVEYED BY | C.H.A. & V.S.E. | DATE | 12/93 |
|   | DESIGNED BY | D.E.G.          | DATE | 11/01 |
|   | DRAWN BY    | J.S.L.          | DATE | 11/01 |
|   | CHECKED BY  | T.P.K.          | DATE | 11/01 |
| DESIGN FILE NO. /5116/VAOT/VTSSPIO                    |             |                 |      |       |
| PROJ. NAME BENNINGTON - HOOSICK<br>D.P.I. 0146(1) C/3 |             |                 |      |       |
| PROJ. NO. P.I.N. 1306.60                              |             |                 |      |       |
| DWG NO. SSP-6 SHEET 149 OF 473                        |             |                 |      |       |