

604.412, 604.415, OR 604.418 REHAB.
 DI'S, CB'S OR MH'S, CLASS I, II OR III
 STA. 167+59, LT **NO WORK WAS DONE**

621.20 STEEL BEAM GUARDRAIL, GALVANIZED
 STA. 159+87.5 TO 164+12.5, RT

621.50 MANUFACTURED TERMINAL SECTION, FLARED
 STA. 159+50 TO 159+87.5, RT
 STA. 164+12.5 TO 164+50, RT

~~646.20~~
~~646.402 DURABLE 4 INCH WHITE LINE, THERMOPLASTIC~~
 STA. 158+50 TO 170+50, SOLID LT & RT
 STA. 168+02, DOUBLE SOLID LT (T.H. 3)

~~646.21~~
~~646.412 DURABLE 4 INCH YELLOW LINE, THERMOPLASTIC~~
 STA. 158+50 TO 170+50, SOLID LT & RT
 STA. 168+02, DOUBLE SOLID LT (T.H. 3)

~~646.26~~
~~646.482 DURABLE 24 INCH STOP BAR, THERMOPLASTIC~~
 STA. 168+02, LT (T.H. 3)

646.492 DURABLE LETTER OR SYMBOL, THERMOPLASTIC
 STA. 168+02, LT - "STOP"

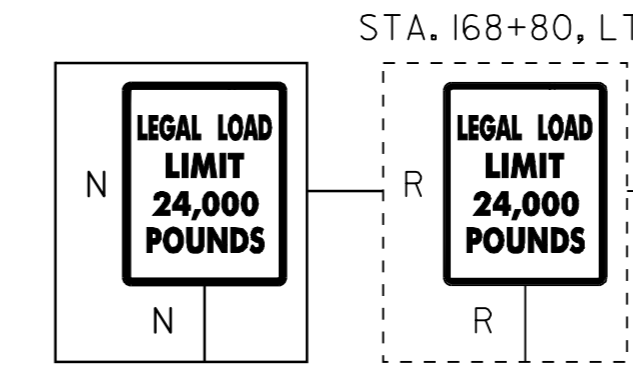
646.602 TEMPORARY 4 INCH WHITE LINE, PAINT
 STA. 158+50 TO 170+50, SOLID LT & RT
 STA. 168+02, DOUBLE SOLID LT (T.H. 3)

646.612 TEMPORARY 4 INCH YELLOW LINE, PAINT
 STA. 158+50 TO 170+50, SOLID LT & RT
 STA. 168+02, DOUBLE SOLID LT (T.H. 3)

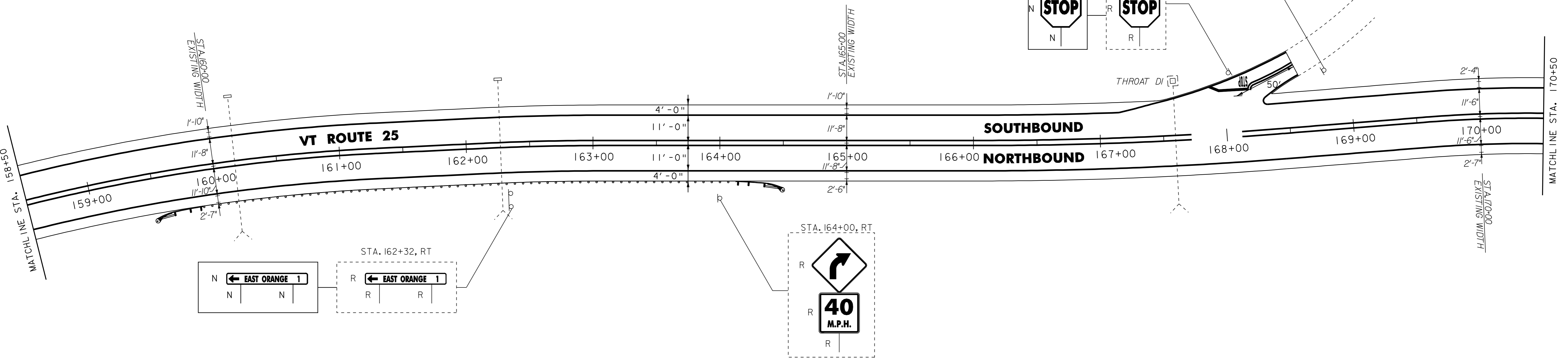
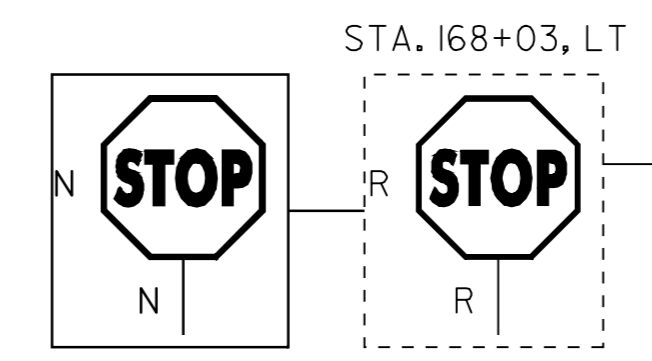
646.682 TEMPORARY 24 INCH STOP BAR, PAINT
 STA. 168+02, LT (T.H. 3)

~~646.692 TEMPORARY LETTER OR SYMBOL, PAINT~~
~~STA. 168+02, LT - "STOP"~~

675.50 REMOVING SIGNS
 AS SHOWN - 5



E. ORANGE ROAD
 CL. 2 T.H. 3
 MM 3.189 = STA. 168+38
 FIELD MEASURED:
 MM 3.182 = STA. 168+02
 (ASPHALT)



NOTES:
 1. ALL EXISTING SIGNS NOT SHOWN SHALL BE RETAINED.
 2. FOR LEGEND, SEE LAYOUT SHEET #1

PROJECT LAYOUT SHEET #26	NOT TO SCALE	
	PROJECT NAME: BRADFORD - ORANGE	PROJECT NUMBER: STP 2213(I)
	FILE NAME: p99b178.dgn	PLOT DATE: 28-MAY-2010 13:4
	PROJECT LEADER: JLL	DRAWN BY: STANTEC
DESIGNED BY: STANTEC	CHECKED BY: JLL	
IPARM FILE: p99b178126.i	SHEET 43 OF 84	

