STATE OF VERMONT
AGENCY OF TRANSPORTATION

TRAFFIC SIGN SUMMARY SHEET 4

MILEMARKER, STATION, OR SIGN NUMBER	SIGN LEGEND	SIGN DIMENSIONS EA	SIGN DIMENSIONS WIDTH (in)	SIGN DIMENSIONS HEIGHT (in)	NEW & SALVAGED SIGNS "A"	NEW & SALVAGED SIGNS "B"	NEW & SALVAGED SIGNS SALV SIGN	NEW & SALVAGED SIGNS SALV TIS	EXIST POST RETAIN	EXIST POST SALVAGE	NEW SIGN POSTS NO. OF POSTS	FLANGED CHANNEL lb/ft 1.12	FLANGED CHANNEL lb/ft 2.0	FLANGED CHANNEL lb/ft 3.0	SQUARE STEEL (in) 1.75 lb/ft 1.88	SQUARE STEEL (in) 2.0 lb/ft 2.16	SQUARE STEEL (in) 2.5 lb/ft 3.35	ANCHOR	SLEEVE	TUBULAR ALUMINUM Ø (in) 3.0 lb/ft 1.3	TUBULAR ALUMINUM Ø (in) 4.0 lb/ft 1.7	TUBULAR ALUMINUM Ø (in) 4.0 MOD lb/ft 1.7	TUBULAR STEEL Ø (in) FOUNDATION	TUBULAR STEEL Ø (in) 3.0 lb/ft 7.6	TUBULAR STEEL Ø (in) 3.5 lb/ft 9.0	TUBULAR STEEL Ø (in) 4.0 lb/ft 10.8	TUBULAR STEEL Ø (in) 5.0 lb/ft 14.6	W-SHAPE STEEL FTG. SIZE 24"	W-SHAPE STEEL FTG. SIZE 30"	W-SHAPE STEEL WEIGHT	W-SHAPE STEEL POST SIZE	REFLECTORIZED SIGN FRAME REQUIRED	REMARKS	SIGN DETAIL DETAIL ON SHEET NUMBER	SIGN DETAIL STD. SHEET NUMBER
												OPTION ITEMS																							
STA. 331+71.63 RT	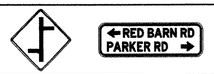	1 1	36 48	36 15	9.00 5.00						2			X		X																W2-1Me W16-8a	59 59	
STA. 335+84.78 LT		1	24	30	5.00						1			X		X																R2-1		E-142
STA. 337+40.83 LT	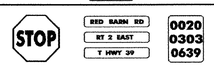	1 1	30 6	30 10	6.25 0.42		3				1			X		X																R1-1 MOUNT REF. PLAQUE BACK TO BACK W/ STOP SIGN. MOUNT STREET SIGN OVER STOP SIGN. POST TOP MOUNTING BRACKET REQUIRED FOR FLANGED CHANNEL POST OPTION.		E-143 E-138
STA. 337+76.63 LT		1	24	30	5.00						1			X		X																VR-017		E-141
STA. 337+92.00 RT		1	6	10	0.42						1	X			X																			E-138
STA. 340+67.55 LT		1	6	8	0.33						1	X			X																	VD-701		E-134
STA. 340+89.70 RT		1	6	8	0.33						1	X			X																	VD-701		E-134
STA. 341+77.77 LT		1 1	24 24	12 24	2.00 4.00						1			X		X																M3-4 M1-4		E-136A
STA. 342+12.66 RT		1	24	30	5.00						1			X		X																VR-017		E-141
STA. 342+46.91 RT	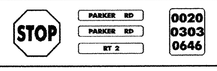	1 1	30 6	30 10	6.25 0.42		3				1			X		X																R1-1 MOUNT REF. PLAQUE BACK TO BACK W/ STOP SIGN. MOUNT STREET SIGN OVER STOP SIGN. POST TOP MOUNTING BRACKET REQUIRED FOR FLANGED CHANNEL POST OPTION.		E-143 E-138
STA. 343+00.00 RT		1	36	36	9.00						2			X		X																VR-046		E-142
STA. 345+00.00 RT		1 1	30 36	15 36	3.13 9.00						2			X		X																M3-2 M1-4		E-136A
					SF 70.55	SF	EA. 6	SF				FT 30	FT	FT 180	FT 30	FT 180	FT		EA	LB	LB	LB		LB	LB	LB	LB								
												FT 210			FT 210					LB			EA.	LB				EA.	EA.	LB					

FINAL POST LENGTHS ARE TO BE DETERMINED IN THE FIELD. POST SIZES ARE COMPUTED BASED ON INFORMATION FURNISHED ON THE STANDARD SHEETS AND THE TRAFFIC & SAFETY DIVISION'S "SIGN POST DESIGN GUIDELINE."

TRAFFIC SIGN SUMMARY SHEET 4

PROJECT NAME: DANVILLE - ST. JOHNSBURY
PROJECT NUMBER: NH 2501(1)S

FILE NAME: pave/05b034/05b034
PROJECT LEADER: EPD
DESIGNED BY: JDA
PLOT FILE: 05b034ts04.i

PLOT DATE: 12-JAN-2007
DRAWN BY: JAR
CHECKED BY: EPD
SHEET 51 OF 63