

616.40 REMOVING AND RESETTING CURB  
 STA. 132+60 RT - STA. 133+50 RT  
 STA. 132+68 LT - STA. 133+50 LT

621.20 STEEL BEAM GUARD RAIL, GALVANIZED  
 STA. 122+52.50 RT - STA. 122+77.50 RT  
 STA. 124+06.00 RT - STA. 124+18.5 RT

621.50 MANUFACTURED TERMINAL SECTION, FLARED  
 STA. 122+15.00 RT - STA. 122+52.50 RT

621.60 ANCHOR FOR STEEL BEAM RAIL  
 STA. 124+18.5 RT

621.80 REMOVAL AND DISPOSAL OF GUARDRAIL  
 STA. 122+15.00 RT - STA. 122+77.50 RT  
 STA. 124+06.00 RT - STA. 124+18.50 RT

646.426 DURABLE 6" WHITE LINE, RECESSED  
 STA. 118+50 - STA. 123+21 (SOLID RT RAMP B)  
 STA. 118+50 - STA. 120+61 (DOTTED RT)  
 STA. 120+61 - STA. 121+67 (DASHED RT)  
 STA. 123+23 - STA. 133+50 (SOLID RT)  
 STA. 118+50 - STA. 133+50 (DASHED RT & LT)  
 STA. 133+02 - STA. 133+50 (DOTTED RT)  
 STA. 118+50 - STA. 120+98 (DOTTED LT)  
 STA. 118+50 - STA. 133+50 (SOLID LT)

646.436 DURABLE 6" YELLOW LINE, RECESSED  
 STA. 123+24 - STA. 123+28 (SOLID RT RAMP B)  
 STA. 118+50 - STA. 133+50 (SOLID RT & LT)

646.466 DURABLE 12" WHITE LINE, RECESSED  
 STA. 121+67 - STA. 123+23 (SOLID RT)  
 STA. 122+15 - STA. 123+24 (SOLID RT RAMP B)  
 STA. 122+47 - STA. 123+24 (HATCHED RT RAMP B)

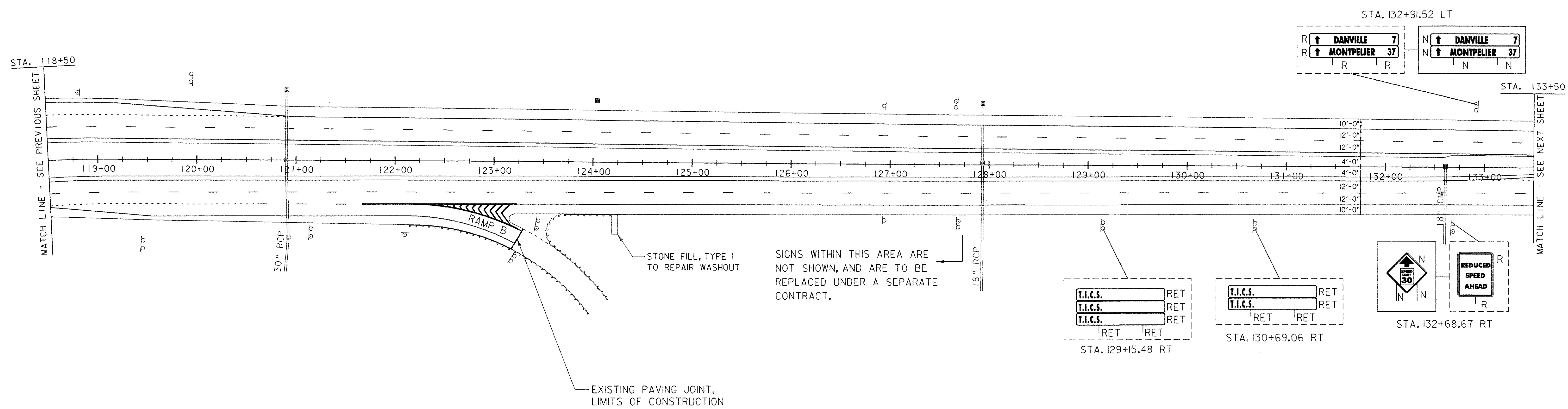
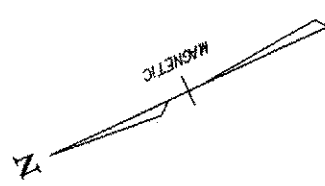
646.622 TEMPORARY 6" WHITE LINE, PAINT  
 STA. 118+50 - STA. 123+21 (SOLID RT RAMP B)  
 STA. 118+50 - STA. 120+61 (DOTTED RT)  
 STA. 120+61 - STA. 121+67 (DASHED RT)  
 STA. 123+23 - STA. 133+50 (SOLID RT)  
 STA. 118+50 - STA. 133+50 (DASHED RT & LT)  
 STA. 133+02 - STA. 133+50 (DOTTED RT)  
 STA. 118+50 - STA. 120+98 (DOTTED LT)  
 STA. 118+50 - STA. 133+50 (SOLID LT)

646.632 TEMPORARY 6" YELLOW LINE, PAINT  
 STA. 123+24 - STA. 123+28 (SOLID RT RAMP B)  
 STA. 118+50 - STA. 133+50 (SOLID RT & LT)

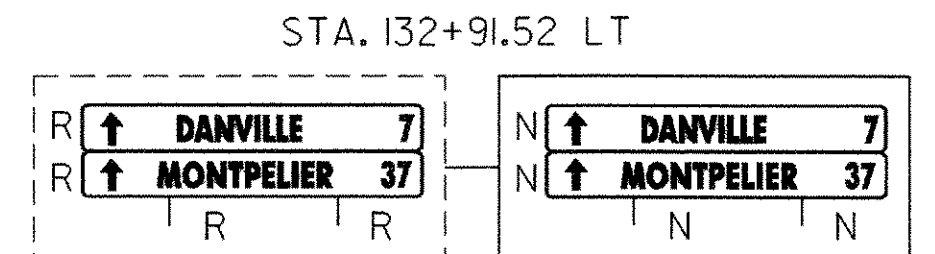

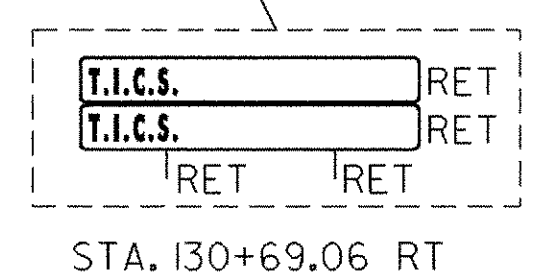
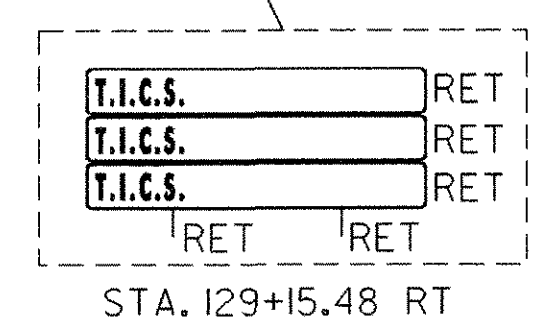
646.662 TEMPORARY 12" WHITE LINE, PAINT  
 STA. 121+67 - STA. 123+23 (SOLID RT)  
 STA. 122+15 - STA. 123+24 (SOLID RT RAMP B)  
 STA. 122+47 - STA. 123+24 (HATCHED RT RAMP B)

646.81 PAINTED CURB  
 STA. 132+60 RT - STA. 133+50 RT  
 STA. 132+68 LT - STA. 133+50 LT

675.50 REMOVING SIGNS  
 AS SHOWN - 3

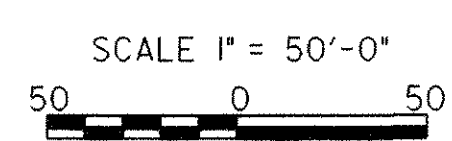


SIGNS WITHIN THIS AREA ARE NOT SHOWN, AND ARE TO BE REPLACED UNDER A SEPARATE CONTRACT.



**SIGN LEGEND**  
 R = REMOVE  
 S = SALVAGE  
 N = NEW  
 RET = RETAIN  
 B-B = BACK TO BACK

**DATUM**  
 VERTICAL N/A  
 HORIZONTAL N/A



<b>PROJECT LAYOUT SHEET 14</b>	PROJECT NAME:	
	PROJECT NUMBER:	NH 2501(1)S
	FILE NAME:	pave/05b034/05b034
	PROJECT LEADER:	EPD
DESIGNED BY:	JDA	PLOT DATE: 12-JAN-2007
PLOT FILE:	05b034p14.i	DRAWN BY: JAR
		CHECKED BY: EPD
		SHEET 46 OF 63