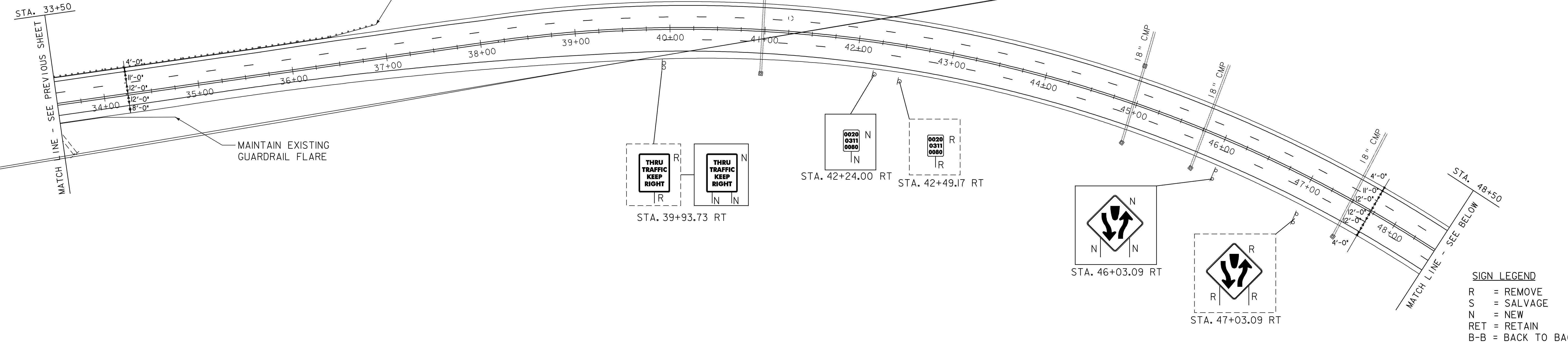


621.20 STEEL BEAM GUARD RAIL, GALVANIZED  
 STA. 33+50.00 RT - STA. 34+37.79 RT  
 621.205 STEEL BEAM GUARD RAIL, GALVANIZED W/ 8' POSTS  
 STA. 33+50.00 LT - STA. 36+61.28 LT  
 621.50 MANUFACTURED TERMINAL SECTION, FLARED  
 STA. 34+37.79 RT - STA. 34+75.29 RT  
 STA. 36+61.28 LT - STA. 36+98.78 LT  
 621.80 REMOVAL AND DISPOSAL OF GUARDRAIL  
 STA. 33+50.00 RT - STA. 34+75.29 RT  
 STA. 33+50.00 LT - STA. 36+98.78 LT

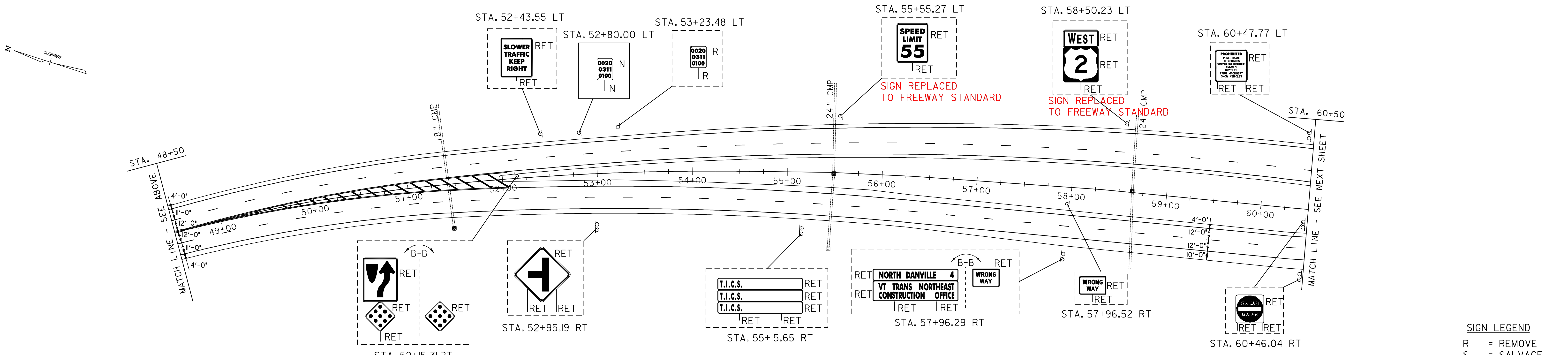
646.426 DURABLE 6" WHITE LINE, RECESSED  
 STA. 33+50 - STA. 48+50 (SOLID LT & RT)  
 STA. 33+50 - STA. 48+50 (DASHED LT)  
 STA. 39+94 - STA. 48+50 (DASHED RT)  
 646.436 DURABLE 6" YELLOW LINE, RECESSED  
 STA. 33+50 - STA. 48+50 (SOLID LT & RT)

646.622 TEMPORARY 6" WHITE LINE, PAINT  
 STA. 33+50 - STA. 48+50 (SOLID LT & RT)  
 STA. 33+50 - STA. 48+50 (DASHED LT)  
 STA. 39+94 - STA. 48+50 (DASHED RT)  
 646.632 TEMPORARY 6" YELLOW LINE, PAINT  
 STA. 33+50 - STA. 48+50 (SOLID LT & RT)

675.50 REMOVING SIGNS  
 AS SHOWN - 3



**SIGN LEGEND**  
 R = REMOVE  
 S = SALVAGE  
 N = NEW  
 RET = RETAIN  
 B-B = BACK TO BACK



**SIGN LEGEND**  
 R = REMOVE  
 S = SALVAGE  
 N = NEW  
 RET = RETAIN  
 B-B = BACK TO BACK

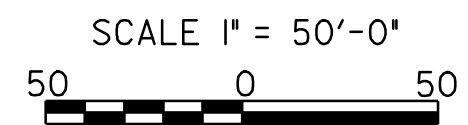
646.426 DURABLE 6" WHITE LINE, RECESSED  
 STA. 48+50 - STA. 60+50 (SOLID LT & RT)  
 STA. 48+50 - STA. 60+50 (DASHED LT)  
 STA. 48+50 - STA. 60+50 (DASHED RT)  
 646.436 DURABLE 6" YELLOW LINE, RECESSED  
 STA. 48+50 - STA. 48+75 (SOLID LT & RT)  
 STA. 48+75 - STA. 52+06 (DOUBLE SOLID LT & RT)  
 STA. 52+06 - STA. 60+50 (SOLID LT & RT)

646.476 DURABLE 12" YELLOW LINE, RECESSED  
 STA. 48+75 - STA. 52+06 (HATCHED)  
 646.622 TEMPORARY 6" WHITE LINE, PAINT  
 STA. 48+50 - STA. 60+50 (SOLID LT & RT)  
 STA. 48+50 - STA. 60+50 (DASHED LT)  
 STA. 48+50 - STA. 60+50 (DASHED RT)  
 646.632 TEMPORARY 6" YELLOW LINE, PAINT  
 STA. 48+50 - STA. 48+75 (SOLID LT & RT)  
 STA. 48+75 - STA. 52+06 (DOUBLE SOLID LT & RT)  
 STA. 52+06 - STA. 60+50 (SOLID LT & RT)

646.672 TEMPORARY 12" YELLOW LINE, PAINT  
 STA. 48+75 - STA. 52+06 (HATCHED)  
 675.50 REMOVING SIGNS  
 AS SHOWN - 1

**DATUM**

VERTICAL	N/A
HORIZONTAL	N/A



**PROJECT LAYOUT SHEET 10**

PROJECT NAME:	
PROJECT NUMBER:	NH 2501(1)S
FILE NAME:	pave/05b034/05b034
PROJECT LEADER:	EPD
DESIGNED BY:	JDA
PLOT FILE:	05b034pl0.i
PLOT DATE:	19-JUN-2009 16:17
DRAWN BY:	JAR
CHECKED BY:	EPD
SHEET	42 OF 63