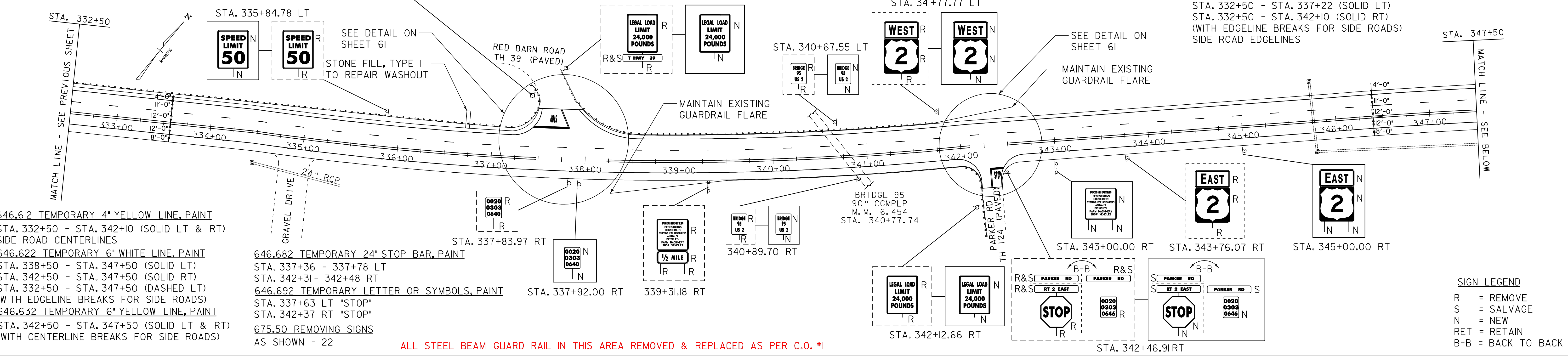


616.47 BITUMINOUS CONCRETE GUTTERS AND TRAFFIC ISLANDS
 STA. 334+66 - STA. 335+19 RT
 621.50 MANUFACTURED TERMINAL SECTION, FLARED
 STA. 338+27.86 RT - STA. 338+65.36 RT
 STA. 342+20.34 LT - STA. 342+57.84 LT
 621.60 ANCHOR FOR STEEL BEAM RAIL
 STA. 337+48 LT (TH 39, RED BARN RD)

621.80 REMOVAL AND DISPOSAL OF GUARDRAIL
 STA. 337+48 LT (12.5 FT)X(TH 39, RED BARN RD)
 STA. 338+27.86 RT - STA. 338+65.36 RT
 STA. 342+20.34 LT - STA. 342+57.84 LT
 646.402 DURABLE 4" WHITE LINE, THERMOPLASTIC
 STA. 332+50 - STA. 337+22 (SOLID LT)
 STA. 332+50 - STA. 342+10 (SOLID RT)
 (WITH EDGELINE BREAKS FOR SIDE ROADS)
 SIDE ROAD EDGELINES

646.412 DURABLE 4" YELLOW LINE, THERMOPLASTIC
 STA. 332+50 - STA. 342+10 (SOLID LT & RT)
 SIDE ROAD CENTERLINES
 646.426 DURABLE 6" WHITE LINE, RECESSED
 STA. 338+50 - STA. 347+50 (SOLID LT)
 STA. 342+50 - STA. 347+50 (SOLID RT)
 STA. 332+50 - STA. 347+50 (DASHED LT)
 (WITH EDGELINE BREAKS FOR SIDE ROADS)

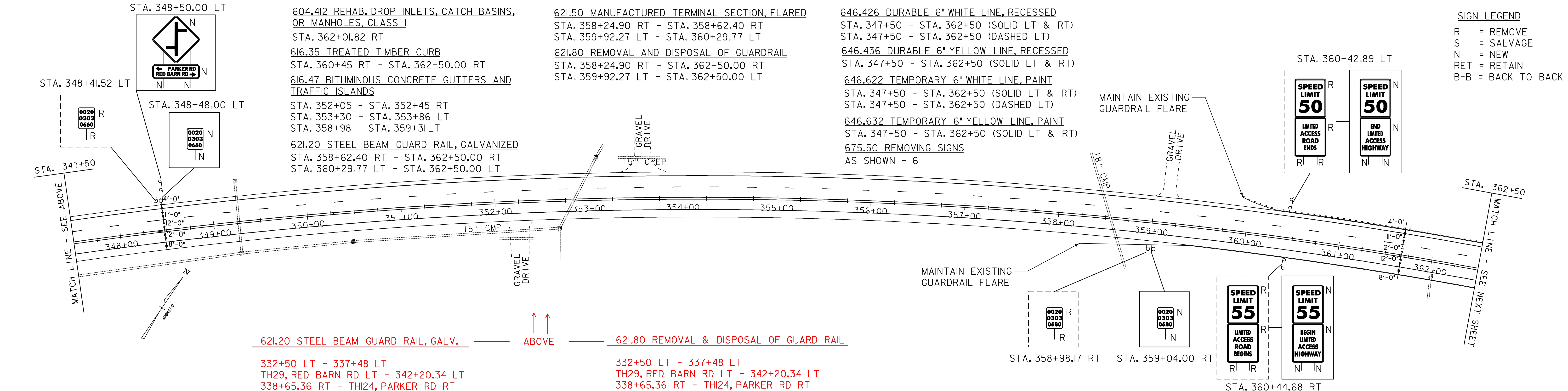
646.436 DURABLE 6" YELLOW LINE, RECESSED
 STA. 342+50 - STA. 347+50 (SOLID LT & RT)
 (WITH CENTERLINE BREAKS FOR SIDE ROADS)
 646.482 DURABLE 24" STOP BAR, THERMOPLASTIC
 STA. 337+36 - 337+78 LT
 STA. 342+31 - 342+48 RT
 646.492 DURABLE LETTER OR SYMBOL, THERMOPLASTIC
 STA. 337+63 LT "STOP"
 STA. 342+37 RT "STOP"
 646.602 TEMPORARY 4" WHITE LINE, PAINT
 STA. 332+50 - STA. 337+22 (SOLID LT)
 STA. 332+50 - STA. 342+10 (SOLID RT)
 (WITH EDGELINE BREAKS FOR SIDE ROADS)
 SIDE ROAD EDGELINES



604.412 REHAB. DROP INLETS, CATCH BASINS, OR MANHOLES, CLASS I
 STA. 362+01.82 RT
 616.35 TREATED TIMBER CURB
 STA. 360+45 RT - STA. 362+50.00 RT
 616.47 BITUMINOUS CONCRETE GUTTERS AND TRAFFIC ISLANDS
 STA. 352+05 - STA. 352+45 RT
 STA. 353+30 - STA. 353+86 LT
 STA. 358+98 - STA. 359+31 LT
 621.20 STEEL BEAM GUARD RAIL, GALVANIZED
 STA. 358+62.40 RT - STA. 362+50.00 RT
 STA. 360+29.77 LT - STA. 362+50.00 LT

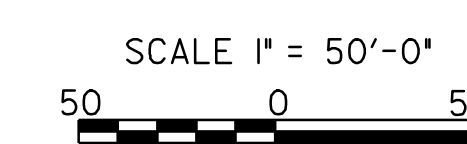
621.50 MANUFACTURED TERMINAL SECTION, FLARED
 STA. 358+24.90 RT - STA. 358+62.40 RT
 STA. 359+92.27 LT - STA. 360+29.77 LT
 621.80 REMOVAL AND DISPOSAL OF GUARDRAIL
 STA. 358+24.90 RT - STA. 362+50.00 RT
 STA. 359+92.27 LT - STA. 362+50.00 LT

646.426 DURABLE 6" WHITE LINE, RECESSED
 STA. 347+50 - STA. 362+50 (SOLID LT & RT)
 STA. 347+50 - STA. 362+50 (DASHED LT)
 646.436 DURABLE 6" YELLOW LINE, RECESSED
 STA. 347+50 - STA. 362+50 (SOLID LT & RT)
 646.622 TEMPORARY 6" WHITE LINE, PAINT
 STA. 347+50 - STA. 362+50 (SOLID LT & RT)
 STA. 347+50 - STA. 362+50 (DASHED LT)
 646.632 TEMPORARY 6" YELLOW LINE, PAINT
 STA. 347+50 - STA. 362+50 (SOLID LT & RT)
 675.50 REMOVING SIGNS
 AS SHOWN - 6



DATUM

VERTICAL	N/A
HORIZONTAL	N/A



PROJECT LAYOUT SHEET 4

PROJECT NAME:	PROJECT NUMBER: NH 2501(I)S
FILE NAME: pave/05b034/05b034	PLOT DATE: 19-JUN-2009 16:17
PROJECT LEADER: EPD	DRAWN BY: JAR
DESIGNED BY: JDA	CHECKED BY: EPD
PLOT FILE: 05b034p04.i	SHEET 36 OF 63