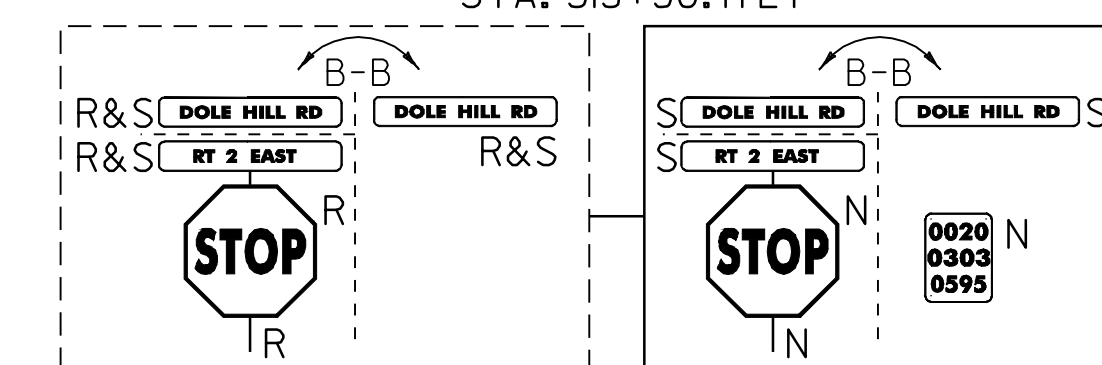
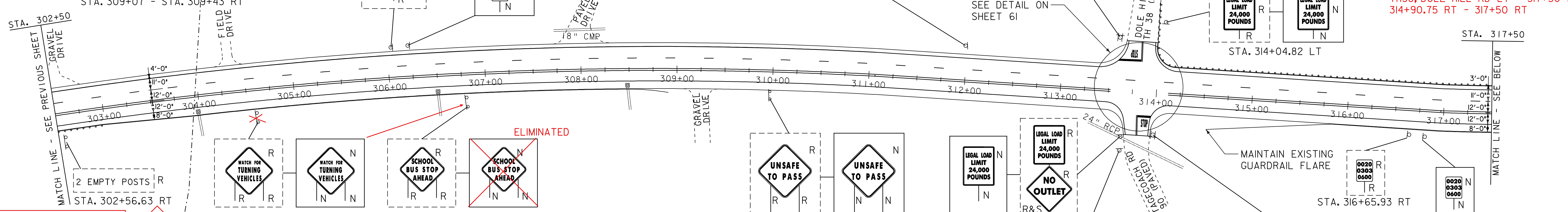


604.412 REHAB. DROP INLETS, CATCH BASINS, OR MANHOLES, CLASS I
 STA. 303+98.37 RT
 STA. 306+50.80 RT
 SRA. 308+48.32 RT
 616.47 BITUMINOUS CONCRETE GUTTERS AND TRAFFIC ISLANDS
 STA. 302+50 - STA. 302+80 LT
 STA. 304+19 - STA. 304+50 LT
 STA. 307+72 - STA. 308+30 LT
 STA. 309+07 - STA. 309+43 RT

ALL STEEL BEAM GUARD RAIL IN THIS AREA REMOVED & REPLACED AS PER C.O. #1
 621.50 MANUFACTURED TERMINAL SECTION, FLARED
 STA. 308+53.69 RT - STA. 308+91.19 RT
 STA. 314+53.25 RT - STA. 314+90.75 RT
 621.80 REMOVAL AND DISPOSAL OF GUARDRAIL
 STA. 308+53.69 RT - STA. 308+91.19 RT
 STA. 314+53.25 RT - STA. 314+90.75 RT
 TH38, DOLE HILL RD LT - 317+50 LT
 302+50 RT - 308+53.69 RT
 314+90.75 RT - 317+50 RT



646.402 DURABLE 4" WHITE LINE, THERMOPLASTIC
 STA. 302+50 - STA. 317+50 (SOLID LT & RT)
 (WITH EDGELINE BREAKS FOR SIDE ROADS)
 646.412 DURABLE 4" YELLOW LINE, THERMOPLASTIC
 STA. 302+50 - STA. 317+50 (SOLID LT & RT)
 (WITH CENTERLINE BREAKS FOR SIDE ROADS)
 SIDE ROAD CENTERLINES
 621.20 STEEL BEAM GUARD RAIL, GALV.
 302+50 RT - 308+53.69 RT
 TH38, DOLE HILL RD LT - 317+50 LT
 314+90.75 RT - 317+50 RT



← DOLE HILL RD
 OLD STAGE COACH RD →

646.426 DURABLE 6" WHITE LINE, RECESSED
 STA. 302+50 - STA. 317+50 (DASHED LT)
 646.482 DURABLE 24" STOP BAR, THERMOPLASTIC
 STA. 313+60 - 313+82 LT
 STA. 313+83 - 314+01 RT
 646.492 DURABLE LETTER OR SYMBOL, THERMOPLASTIC
 STA. 313+75 LT "STOP"
 STA. 313+89 RT "STOP"

646.602 TEMPORARY 4" WHITE LINE, PAINT
 STA. 302+50 - STA. 317+50 (SOLID LT & RT)
 (WITH EDGELINE BREAKS FOR SIDE ROADS)
 646.612 TEMPORARY 4" YELLOW LINE, PAINT
 STA. 302+50 - STA. 317+50 (SOLID LT & RT)
 (WITH CENTERLINE BREAKS FOR SIDE ROADS)
 SIDE ROAD CENTERLINES
 646.622 TEMPORARY 6" WHITE LINE, PAINT
 STA. 302+50 - STA. 317+50 (DASHED LT)

646.682 TEMPORARY 24" STOP BAR, PAINT
 STA. 313+60 - 313+82 LT
 STA. 313+83 - 314+01 RT
 646.692 TEMPORARY LETTER OR SYMBOL, PAINT
 STA. 313+75 LT "STOP"
 STA. 313+89 RT "STOP"
 675.50 REMOVING SIGNS
 AS SHOWN - 20

SIGN LEGEND
 R = REMOVE
 S = SALVAGE
 N = NEW
 RET = RETAIN
 B-B = BACK TO BACK

616.47 BITUMINOUS CONCRETE GUTTERS AND TRAFFIC ISLANDS
 STA. 322+59 - STA. 323+23 RT
 621.50 MANUFACTURED TERMINAL SECTION, FLARED
 STA. 322+15.75 RT - STA. 322+53.25 RT
 STA. 322+95.37 LT - STA. 323+32.87 LT
 STA. 332+15.62 LT - STA. 332+53.12 LT
 621.80 REMOVAL AND DISPOSAL OF GUARDRAIL
 STA. 322+15.75 RT - STA. 322+53.25 RT
 STA. 322+95.37 LT - STA. 323+32.87 LT
 STA. 332+15.62 LT - STA. 332+53.12 LT
 317+50 LT - 322+95.37 LT
 317+50 RT - 322+15.75 RT

646.402 DURABLE 4" WHITE LINE, THERMOPLASTIC
 STA. 317+50 - STA. 332+50 (SOLID LT & RT)
 646.412 DURABLE 4" YELLOW LINE, THERMOPLASTIC
 STA. 317+50 - STA. 332+50 (SOLID LT & RT)

646.426 DURABLE 6" WHITE LINE, RECESSED
 STA. 317+50 - STA. 332+50 (DASHED LT)

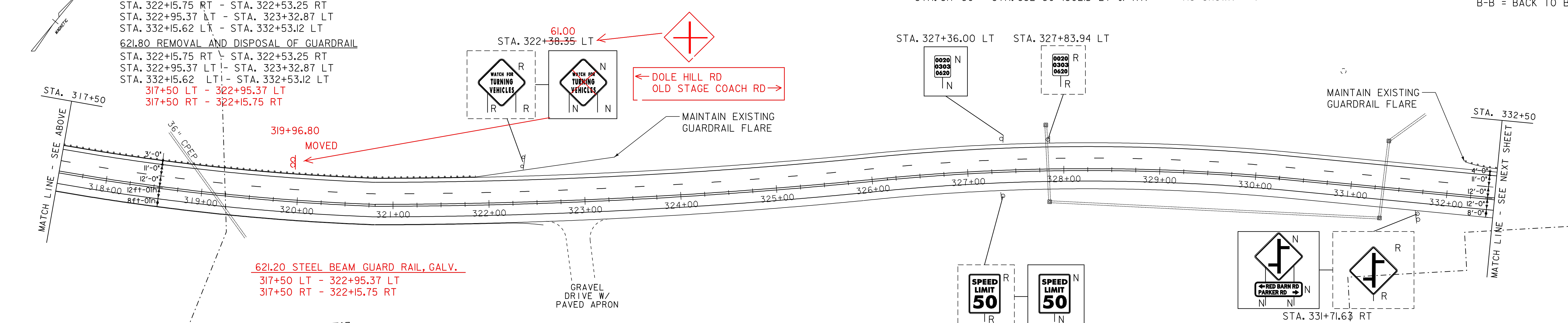
646.602 TEMPORARY 4" WHITE LINE, PAINT
 STA. 317+50 - STA. 332+50 (SOLID LT & RT)

646.612 TEMPORARY 4" YELLOW LINE, PAINT
 STA. 317+50 - STA. 332+50 (SOLID LT & RT)

646.622 TEMPORARY 6" WHITE LINE, PAINT
 STA. 317+50 - STA. 332+50 (DASHED LT)

675.50 REMOVING SIGNS
 AS SHOWN - 4

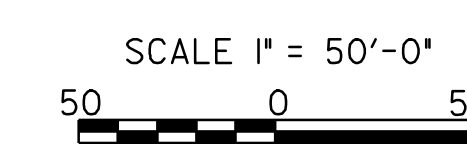
SIGN LEGEND
 R = REMOVE
 S = SALVAGE
 N = NEW
 RET = RETAIN
 B-B = BACK TO BACK



DATUM

VERTICAL	N/A
HORIZONTAL	N/A

ALL STEEL BEAM GUARD RAIL IN THIS AREA REMOVED & REPLACED AS PER C.O. #1



PROJECT LAYOUT SHEET 3

PROJECT NAME:
 PROJECT NUMBER: NH 2501(I)S

FILE NAME: pave/05b034/05b034	PLOT DATE: 19-JUN-2009 16:17
PROJECT LEADER: EPD	DRAWN BY: JAR
DESIGNED BY: JDA	CHECKED BY: EPD
PLOT FILE: 05b034p03.i	SHEET 35 OF 63