JOB NO.	DRG. NO.
227	J2

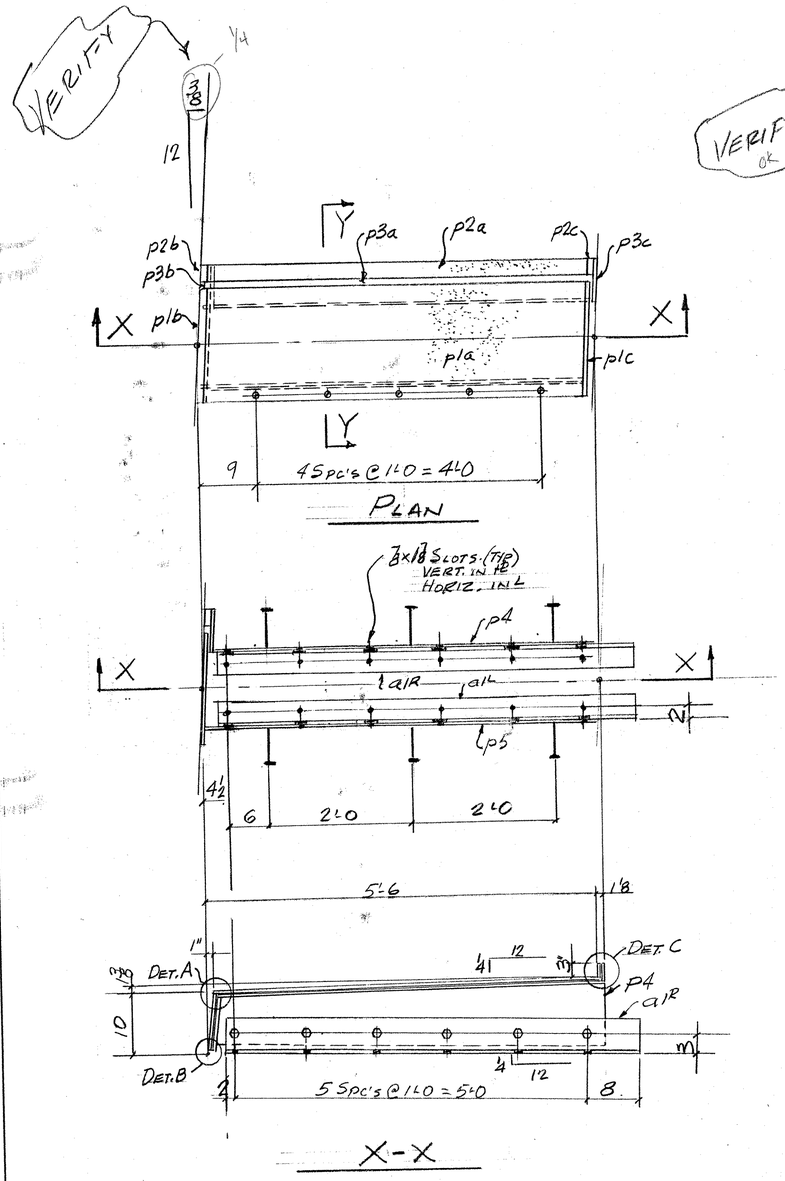

SIDEWALK ASSEMBLY
SHOP BOLT TO EJ1

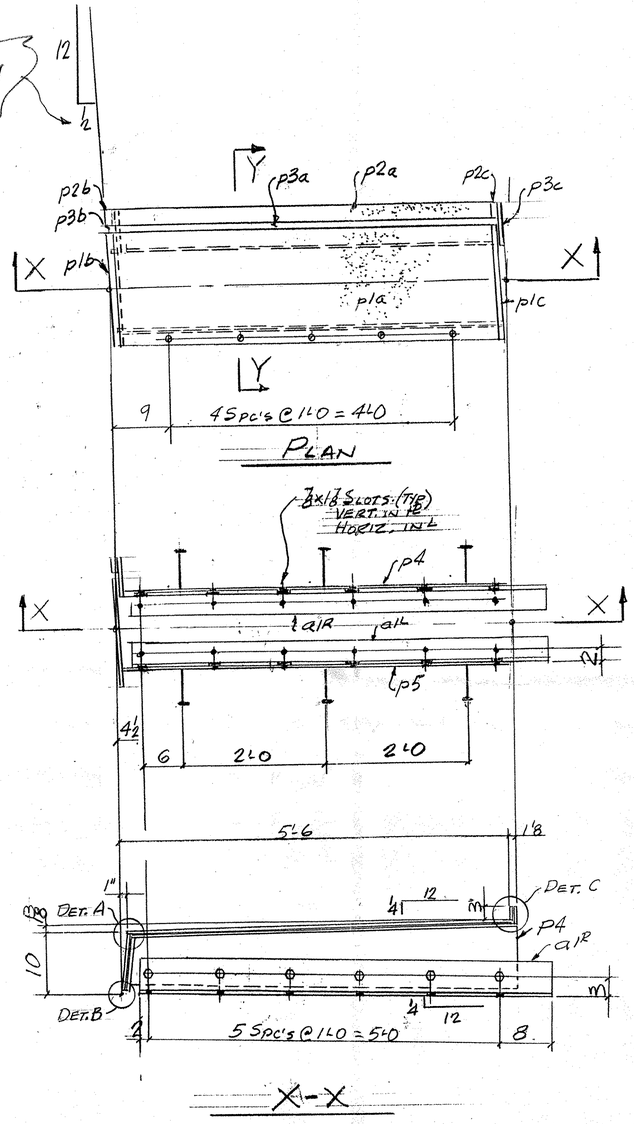

SIDEWALK ASSEMBLY
SHOP BOLT TO EJ2

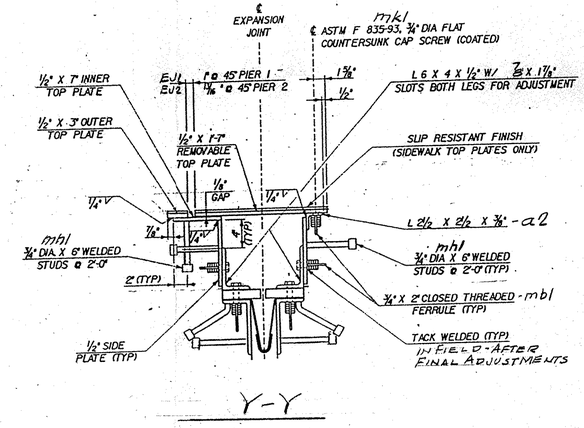

Y-Y

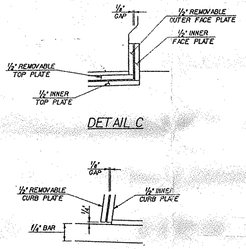

DETAIL C

DETAIL B

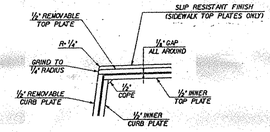

DETAIL A

WORK THIS DWG. W/ DWG. J1

REV.	REMARKS	DATE	DWN	CHK	APP	Q.A.	NO.	DIA.	LGT	TYPE	WASHER
	OUT FOR APPROVAL	6-15-04									
	OUT FOR APPROVAL										
	ISSUED TO SHOP										
	FIELD & OFFICE										

PROJECT NO. BHO-1447 (26) STATE PROJECT NO. 2

MATERIAL: AASHTO M72 TO G.A. 36 ELECTRODES: PER PROC. HOLES: AS NOTED SHOP BOLTS: 3/4" ϕ M164-GALV. TYPE I

SURFACE PREP. & PAINT:

GALV. AFTER FAB. (ASTM-A123)

DESCRIPTION: EXP. JOINTS - PIERS 1 & 2

JOB: CENTER STREET OVER PASSUMPSIC RIVER LYNDON, VT.

CUSTOMER: AUSTIN CONSTR.

	DRAWN BY	DATE
	JPF	6-04
	CHKD BY	
	E.J.	
	APPROV BY	
	Q.A.	

CASCO BAY STEEL STRUCTURES, INC.
75 SPRING HILL ROAD SACO, MAINE 04072
PHONE (207) 282-7360 FAX. (207) 282-1179

JOB NO.	DRG. NO.
227	J2
	REV. △

1" = 1'-0

☒ Reviewed ☒ Furnish as Corrected
☐ Rejected ☐ Revise and Resubmit
☐ Submit Specified Item

This review is only for general conformance with the design concept and the information given in the Construction Documents. Corrections or comments made on the shop drawings during this review do not relieve the contractor from compliance with the requirements of the plans and specifications. Review of a specific item shall not include review of an assembly of which the item is a component. The Contractor is responsible for: dimensions to be confirmed and correlated at the jobsite; information that pertains solely to the fabrication process or to the means, methods, techniques, sequences and procedures of construction; coordination of the Work with that of all other trades and performing all work in a safe and satisfactory manner

McFarland-Johnson, Inc.

Date 6-25-04

By Steven F. Dekin

069 B5