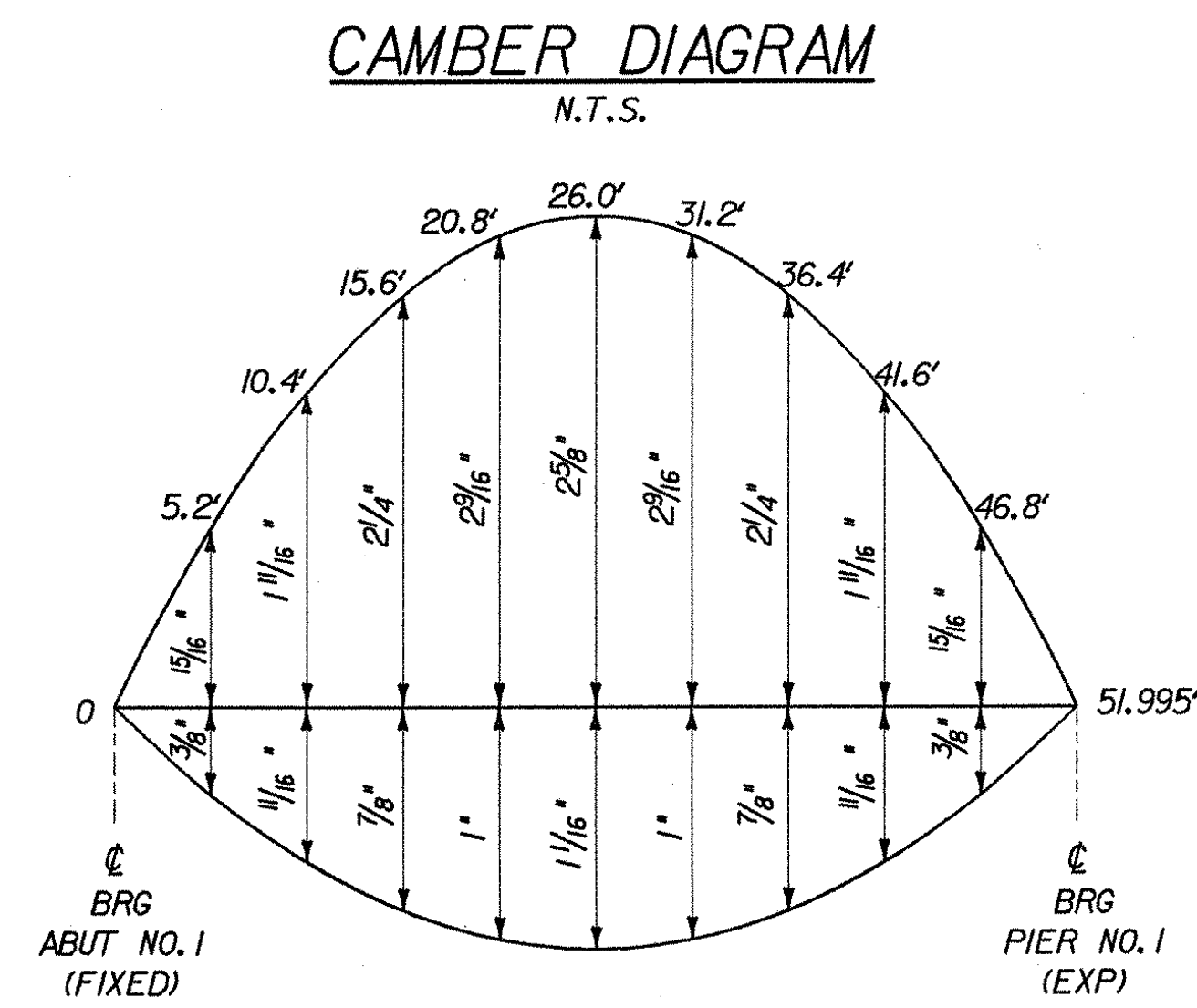


**SPAN NO. 1 BEAM ELEVATION**

NOT TO SCALE

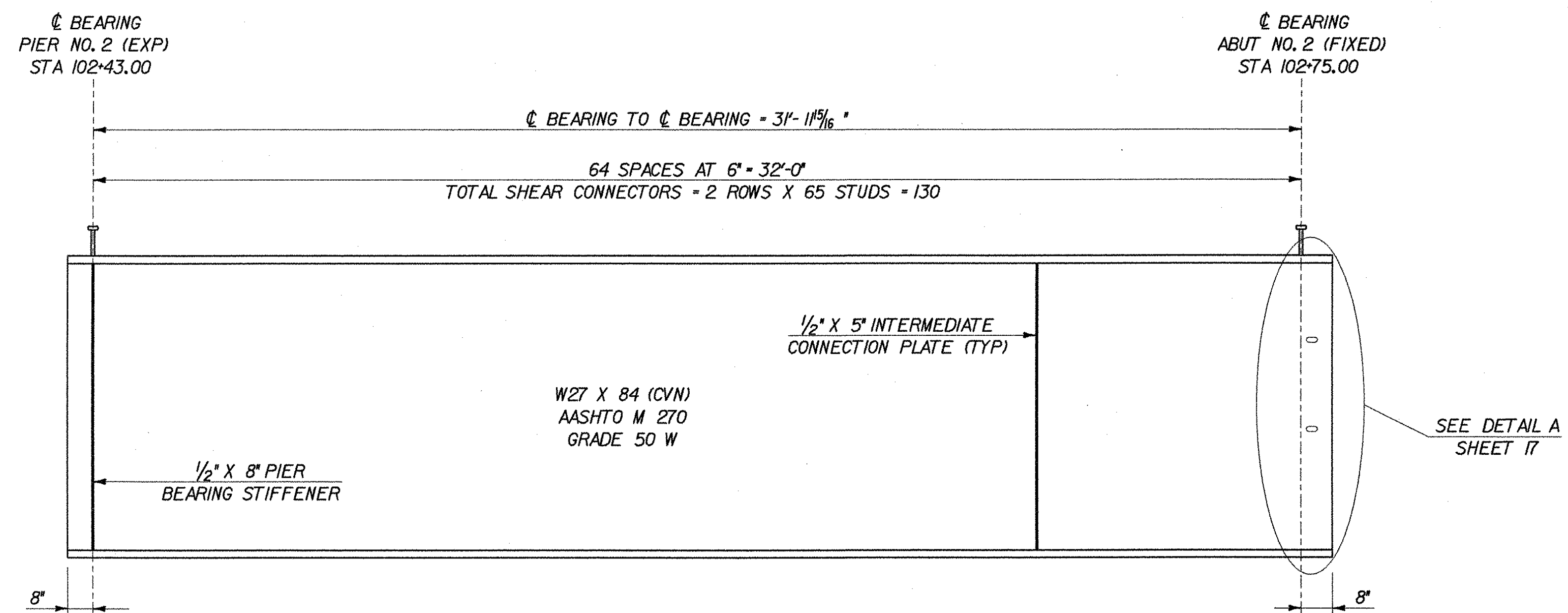
(CVN) INDICATES CHARPY V-NOTCH TESTING  
REQUIRED PER SPECIFICATION  
(SEE NOTE 26, SHEET 12)



**DL DEFLECTION DIAGRAM**

N.T.S.

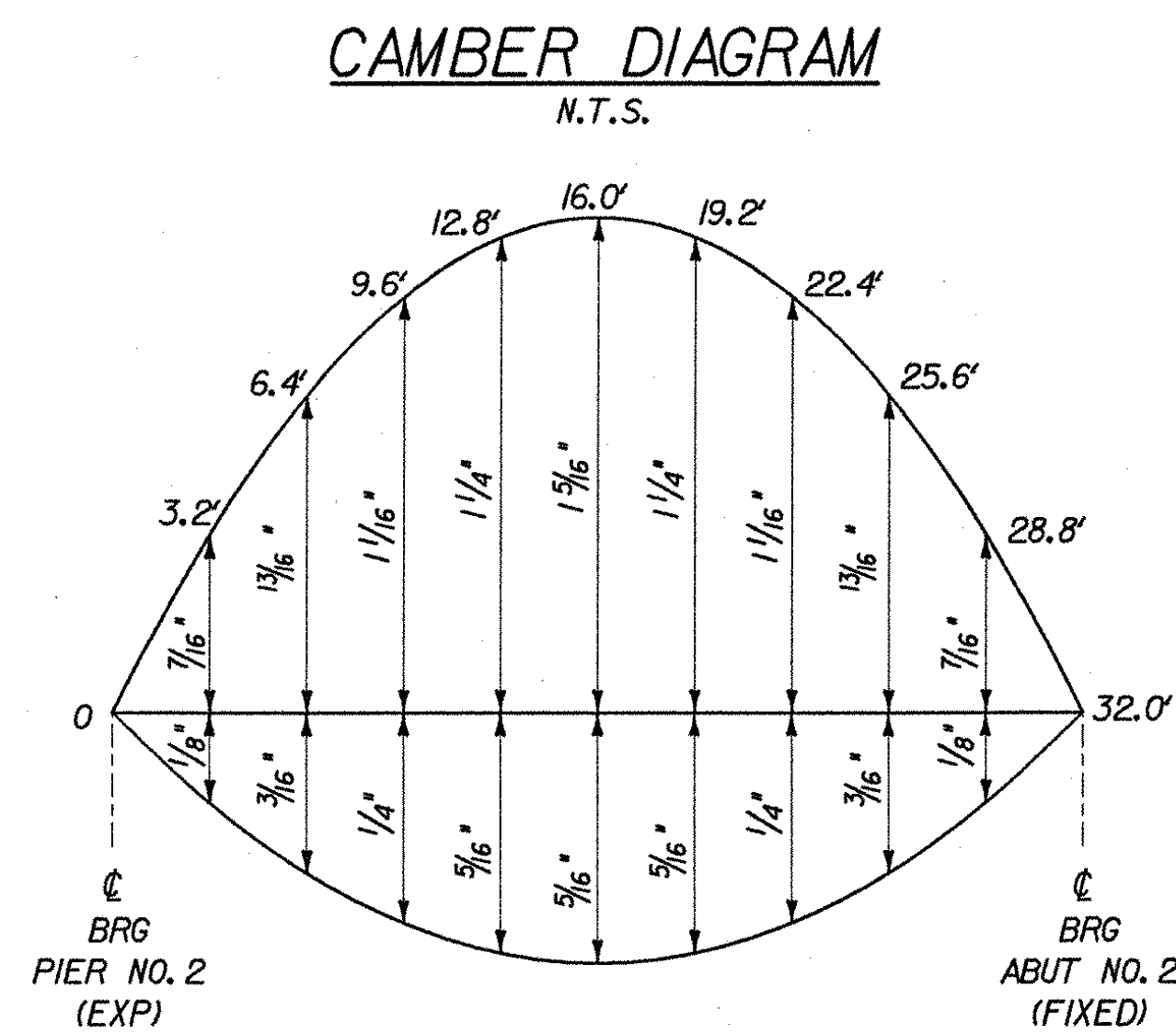
CAMBER AND DEFLECTION MEASUREMENTS  
ARE GIVEN IN INCHES AT TENTH POINTS



**SPAN NO. 3 BEAM ELEVATION**

NOT TO SCALE

(CVN) INDICATES CHARPY V-NOTCH TESTING  
REQUIRED PER SPECIFICATION  
(SEE NOTE 26, SHEET 12)



**DL DEFLECTION DIAGRAM**

N.T.S.

CAMBER AND DEFLECTION MEASUREMENTS  
ARE GIVEN IN INCHES AT TENTH POINTS

**STATE OF VERMONT  
AGENCY OF TRANSPORTATION**

|  |                              |                          |              |
|--|------------------------------|--------------------------|--------------|
| Town Of                                    | LYNDON                       | Bridge No.               | 2            |
| Highway No.                                | ALT VT 122                   | Log Sta.                 |              |
|  |                              | Surv. Sta.               |              |
| <b>CENTER STREET OVER PASSUMPSIC RIVER</b> |                              |                          |              |
| <b>BEAM DETAILS - 1</b>                    |                              |                          |              |
| Designed By                                | T. GRANT                     | Drawn By                 | S. DELIA     |
| Checked By                                 | Date                         | Bridge Design Supervisor | Date         |
|  | T. GRANT                     | M. ZYDEL                 | 10/01        |
| PROJECT                                    | LYNDON                       | PROJECT NO.              | BHO 1447(26) |
| I.G.C. Info.                               | m:\549103\6cont\z\238gdl.dgn |                          |              |
| Bridge Sheet No.                           |                              | Sheet                    | 16 of 34     |

