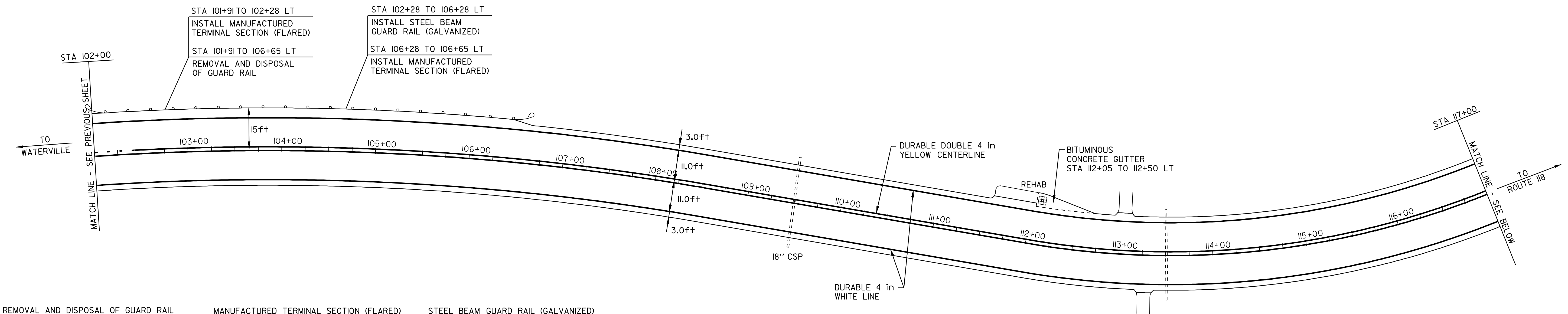


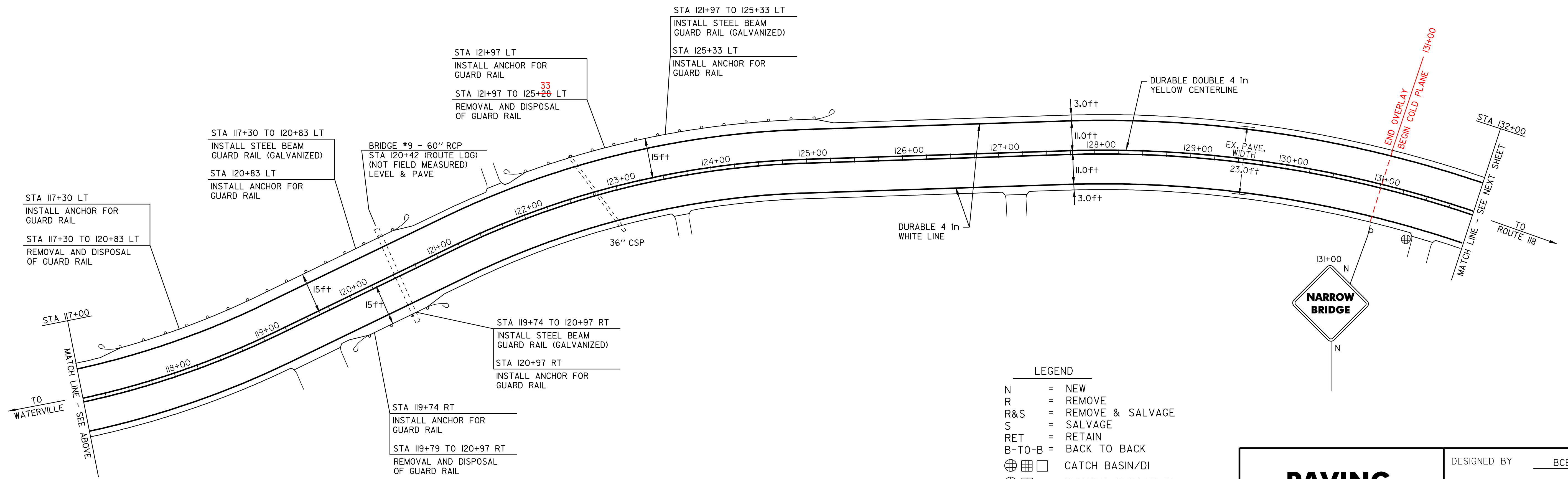
TEMPORARY AND DURABLE 4 in YELLOW LINE
 STA 102+00 TO 102+43 DASHED LT & SOLID RT
 STA 102+43 TO 132+00 SOLID LT&RT

TEMPORARY AND DURABLE 4 in WHITE LINE
 STA 102+00 TO 132+00 SOLID LT&RT


REHABILITATION OF C.B.'S, D.I.'S, OR M.H.'S
 STA 112+09 LT



- | | | |
|---|--|---|
| REMOVAL AND DISPOSAL OF GUARD RAIL STA 101+91 TO 106+65 LT STA 117+30 TO 120+83 LT STA 119+79 TO 120+97 RT STA 121+97 TO 125+28 LT | MANUFACTURED TERMINAL SECTION (FLARED) STA 101+91 TO 102+28 LT STA 106+28 TO 106+65 LT | STEEL BEAM GUARD RAIL (GALVANIZED) STA 102+28 TO 106+28 LT STA 117+30 TO 120+83 LT STA 119+74 TO 120+97 RT STA 121+97 TO 125+33 LT |
| | ANCHOR FOR GUARD RAIL STA 117+30 LT STA 119+74 RT STA 120+83 LT STA 120+97 RT STA 121+97 LT STA 125+33 LT | DITCHING LOCATIONS (REFER TO SHEET 9 FOR DETAILS) STA 114+00 TO 117+50 RT 113+65 ~ 117+71 RT 101+70 ~ 102+68 RT |
| | | BITUMINOUS CONCRETE GUTTER STA 112+05 TO 112+50 LT |



- LEGEND**
- N = NEW
 - R = REMOVE
 - R&S = REMOVE & SALVAGE
 - S = SALVAGE
 - RET = RETAIN
 - B-TO-B = BACK TO BACK
 - ⊕ ⊞ □ CATCH BASIN/DI
 - ⊕ □ EXISTING THROAT DI
 - I MARKER POST
 - ⊗ UTILITY POLE
 - ⊗/I UTIL. POLE W/UNDERGROUND UTIL.
 - ⊎ DRIVE



PAVING PROJECT LAYOUT SHEET #19

| | | | |
|-----------------|------------------------------|--------------|----------------|
| DESIGNED BY | BCE/PJM | DATE | 8-05 |
| DRAWN BY | C.E.A., INC. | DATE | 8-05 |
| DESIGN FILE NO. | p99c190.dgn | | |
| PRF FILE | p99c190119.1 | DATE PLOTTED | 12-DEC-2008 09 |
| PROJ. NAME | CAMBRIDGE - BELVIDERE | | |
| PROJ. NO. | STP 2219(1)S | | |
| SHEET | 28 | OF | 37 SHEETS |