

646.81 PAINTED CURB

BARRE CITY:  
 STA. 4+414.0 - STA. 4+420.0 LT  
 STA. 4+431.5 - STA. 4+437.5 LT  
 STA. 4+462.5 - STA. 4+472.0 RT  
 STA. 4+469.3 - STA. 4+475.3 LT  
 STA. 4+497.6 - STA. 4+503.6 LT  
 STA. 4+498.2 - STA. 4+504.2 RT  
 STA. 4+551.0 - STA. 4+557.0 LT  
 STA. 4+554.0 - STA. 4+560.0 RT  
 STA. 4+571.2 - STA. 4+577.2 LT  
 STA. 4+577.0 - STA. 4+580.0 RT

646.51 DURABLE CROSSWALK MARKINGS WITH DIAGONAL LINES (MOD.)

BARRE CITY:  
 STA. 4+425.696 LT, CAMP STREET  
 STA. 4+476.0  
 STA. 4+483.632 LT, PATTERSON STREET  
 STA. 4+483.632 RT, WEST PATTERSON STREET  
 STA. 4+564.100 LT, NELSON STREET  
 STA. 4+568.928 RT, TROW STREET

646.71 TEMPORARY CROSSWALK MARKINGS WITH DIAGONAL LINES (MOD.)

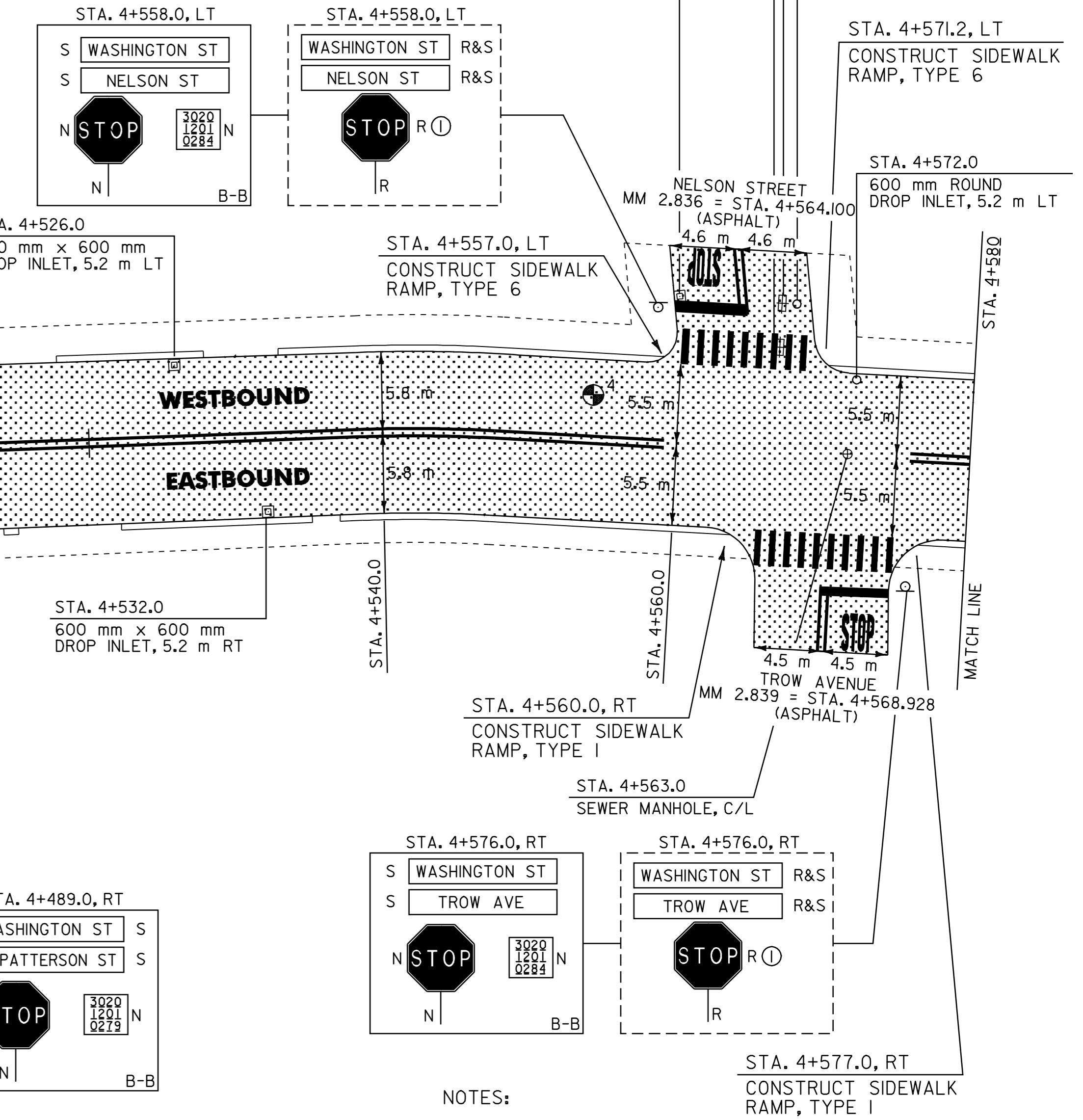
BARRE CITY:  
 STA. 4+425.696 LT, CAMP STREET  
 STA. 4+476.0  
 STA. 4+483.632 LT, PATTERSON STREET  
 STA. 4+483.632 RT, WEST PATTERSON STREET  
 STA. 4+564.100 LT, NELSON STREET  
 STA. 4+568.928 RT, TROW STREET

675.50 REMOVING SIGNS

AS SHOWN - 18

675.60 ERECTING SALVAGED SIGNS

AS SHOWN - 10



- NOTES:
- PAVING LIMIT ON ALL TOWN HIGHWAYS SHALL BE MEASURED 8 m BACK FROM U.S. ROUTE 302 FACE OF CURB UNLESS DENOTED OTHERWISE ON THE PLANS OR AS DIRECTED BY THE RESIDENT ENGINEER.
  - SEE SHEET 31 OF 32 FOR SIDEWALK DETAILS.

**ARCHIVED  
ON CADD**

SIGN LEGEND

R= REMOVE  
 S= SALVAGE  
 N= NEW  
 RET= RETAIN  
 B-B= BACK TO BACK  
 EXISTING= -----  
 NEW= \_\_\_\_\_  
 ⊙ = SIGN TO BE RETURNED TO THE CITY OF BARRE

**PAVING PROJECT LAYOUT # 7**

SURVEYED BY N/A DATE N/A  
 DRAWN BY C.A.K. DATE 2/02  
 SQUAD LEADER D.E.G.  
 DESIGN FILE NO. /pave/98d086/zd086.dgn  
 IPARM FILE zd086p07.i DATE 25-APR-2006 14  
 PROJ. NAME BARRE CITY  
 PROJ. NO. ST-STP 2102(I)S  
 SHEET 16 OF 32 SHEETS

PAVEMENT CORES = ⊕

#	TOTAL DEPTH (mm)	PCC	COMMENTS
11	125	NO	
4	121	NO	

646.41 DURABLE 100 mm YELLOW LINE  
 (ALL LINES WILL INCLUDE C/L BREAKS FOR TOWN HIGHWAYS) S=SOLID, D=DASHED

BARRE CITY:  
 STA. 4+400.0 - STA. 4+580.0 LT  
 STA. 4+425.696 DOUBLE SOLID LT, CAMP STREET  
 STA. 4+483.632 DOUBLE SOLID LT, PATTERSON STREET  
 STA. 4+483.632 DOUBLE SOLID RT, WEST PATTERSON STREET  
 STA. 4+564.100 DOUBLE SOLID LT, NELSON STREET  
 STA. 4+568.928 DOUBLE SOLID RT, TROW AVENUE

646.61 TEMPORARY 100 mm YELLOW LINE  
 (ALL LINES WILL INCLUDE C/L BREAKS FOR TOWN HIGHWAYS) S=SOLID, D=DASHED

BARRE CITY:  
 STA. 4+400.0 - STA. 4+580.0 LT  
 STA. 4+425.696 DOUBLE SOLID LT, CAMP STREET  
 STA. 4+483.632 DOUBLE SOLID LT, PATTERSON STREET  
 STA. 4+483.632 DOUBLE SOLID RT, WEST PATTERSON STREET  
 STA. 4+564.100 DOUBLE SOLID LT, NELSON STREET  
 STA. 4+568.928 DOUBLE SOLID RT, TROW AVENUE

646.66 TEMPORARY 600 mm STOP BAR

BARRE CITY:  
 STA. 4+425.696 LT, CAMP STREET  
 STA. 4+483.632 LT, PATTERSON STREET  
 STA. 4+483.632 RT, WEST PATTERSON STREET  
 STA. 4+564.100 LT, NELSON STREET  
 STA. 4+568.928 RT, TROW STREET

646.66 TEMPORARY 600 mm STOP BAR

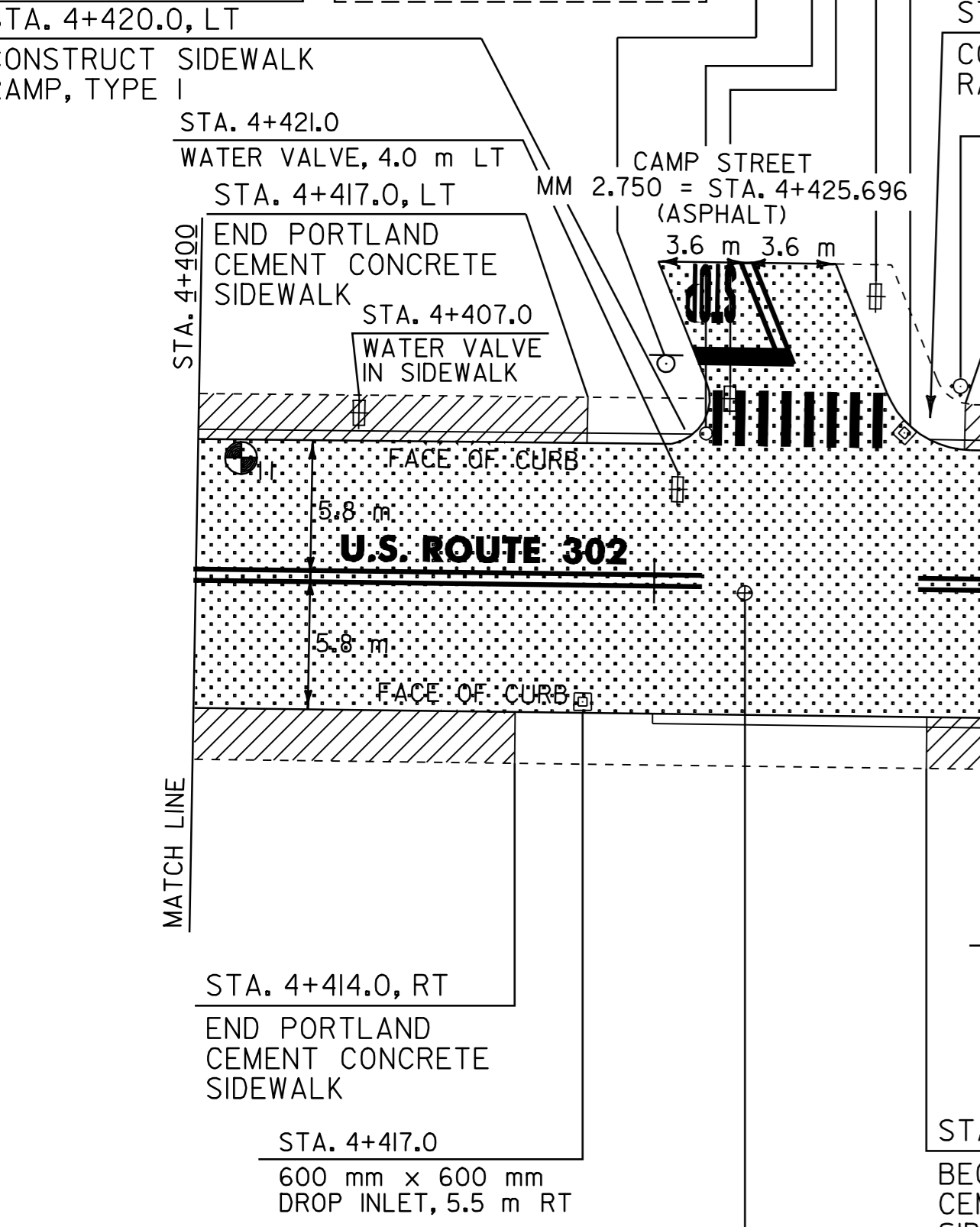
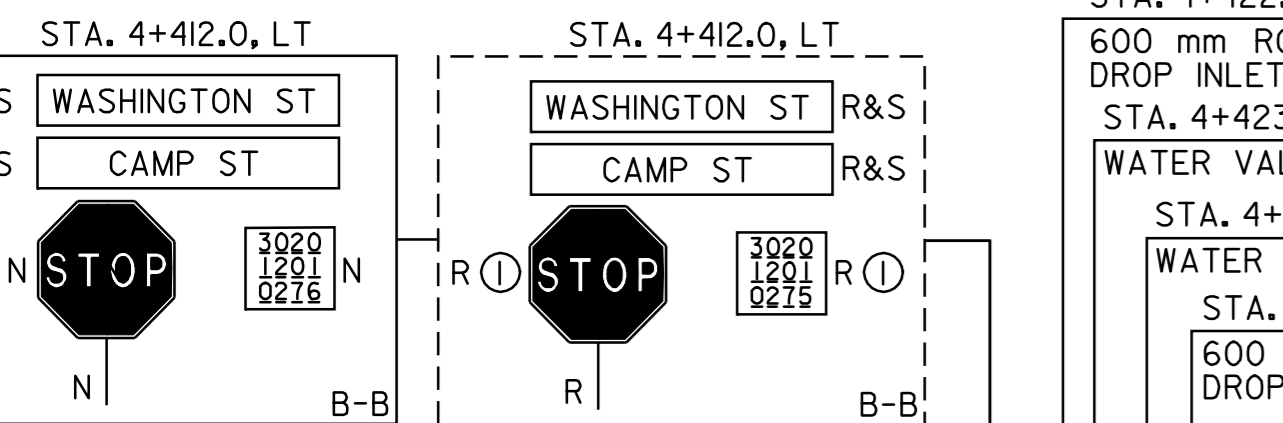
BARRE CITY:  
 STA. 4+425.696 LT, CAMP STREET  
 STA. 4+483.632 LT, PATTERSON STREET  
 STA. 4+483.632 RT, WEST PATTERSON STREET  
 STA. 4+564.100 LT, NELSON STREET  
 STA. 4+568.928 RT, TROW STREET

646.67 DURABLE LETTER OR SYMBOL

BARRE CITY:  
 STA. 4+425.696 LT, CAMP STREET, "S,T,O,P" (4 EA)  
 STA. 4+483.632 LT, PATTERSON STREET, "S,T,O,P" (4 EA)  
 STA. 4+483.632 RT, WEST PATTERSON STREET, "S,T,O,P" (4 EA)  
 STA. 4+564.100 LT, NELSON STREET, "S,T,O,P" (4 EA)  
 STA. 4+568.928 RT, TROW STREET, "S,T,O,P" (4 EA)

646.70 TEMPORARY LETTER OR SYMBOL

BARRE CITY:  
 STA. 4+425.696 LT, CAMP STREET, "S,T,O,P" (8 EA)  
 STA. 4+483.632 LT, PATTERSON STREET, "S,T,O,P" (8 EA)  
 STA. 4+483.632 RT, WEST PATTERSON STREET, "S,T,O,P" (8 EA)  
 STA. 4+564.100 LT, NELSON STREET, "S,T,O,P" (8 EA)  
 STA. 4+568.928 RT, TROW STREET, "S,T,O,P" (8 EA)



604.40 CHANGE ELEVATION OF DI, CB OR MH

BARRE CITY:  
 STA. 4+417.0 RT ✓  
 STA. 4+428.0 LT ✓  
~~STA. 4+455.0 RT~~  
 STA. 4+471.0 LT ✓

604.412 REHABING DI, CB OR MH, CLASS I

BARRE CITY: **4 + 455 RT**  
 STA. 4+422.0 LT ✓ STA. 4+526.0 LT ✓  
 STA. 4+480.0 LT ✓ STA. 4+532.0 RT ✓  
 STA. 4+489.0 LT ✓ STA. 4+559.0 LT ✓  
 STA. 4+493.0 LT ✓ STA. 4+569.0 LT ✓  
 STA. 4+496.0 RT ✓ STA. 4+572.0 LT ✓

604.42 CHANGE ELEVATION OF SEWER MANHOLE

BARRE CITY:  
 STA. 4+424.0 RT ✓  
 STA. 4+488.0 C/L ✓  
 STA. 4+563.0 C/L ✓

DATUM

VERTICAL	N/A
HORIZONTAL	N/A

618.10 PORTLAND CEMENT CONCRETE SIDEWALK, 125 mm (MOD.)  
 (NON GOVERNMENT PARTICIPATING)

BARRE CITY:  
 STA. 4+400.0 - STA. 4+417.0 LT  
 STA. 4+400.0 - STA. 4+414.0 RT  
 STA. 4+432.0 - STA. 4+470.0 RT  
 STA. 4+433.5 - STA. 4+473.5 LT

629.20 ADJUST ELEVATION OF VALVE BOX  
 (NON GOVERNMENT PARTICIPATING)

BARRE CITY:  
~~STA. 4+421.0 LT~~ 4 + 487 RT  
 STA. 4+423.0 LT ✓ 4 + 492 LT  
 STA. 4+568.0 LT ✓ 4 + 566 RT  
 STA. 4+568.2 LT ✓ 4 + 488 RT

629.20 ADJUST ELEVATION OF VALVE BOX  
 (NON GOVERNMENT PARTICIPATING)

BARRE CITY:  
~~STA. 4+407.0 LT~~  
~~STA. 4+450.0 RT~~