

DURABLE 4" WHITE LINE

STA 17+018 ~ 17+200 LT (EDGE--SOLID)  
STA 17+018 ~ 17+064 LT (DOTTED LINE EXT.)  
STA 17+018 ~ 17+200 RT (EDGE--SOLID)

DURABLE 4" YELLOW LINE

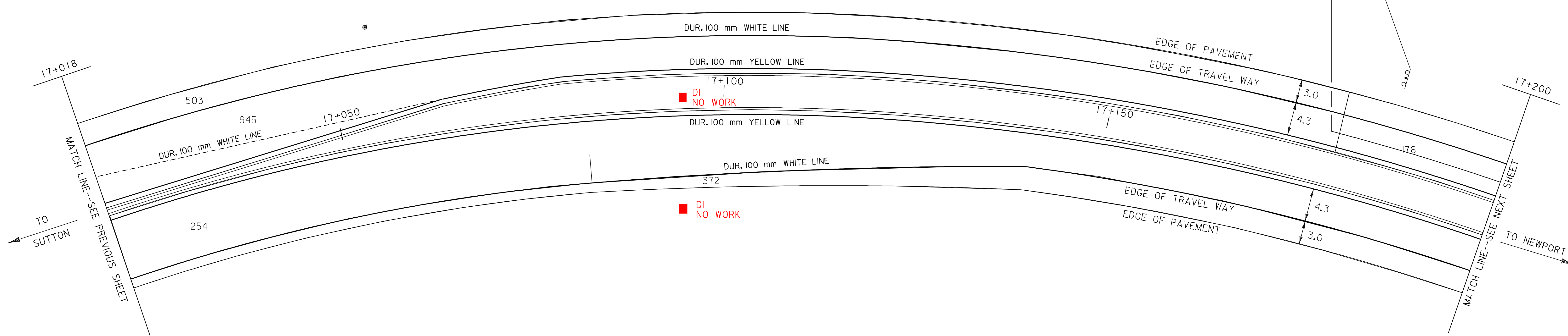
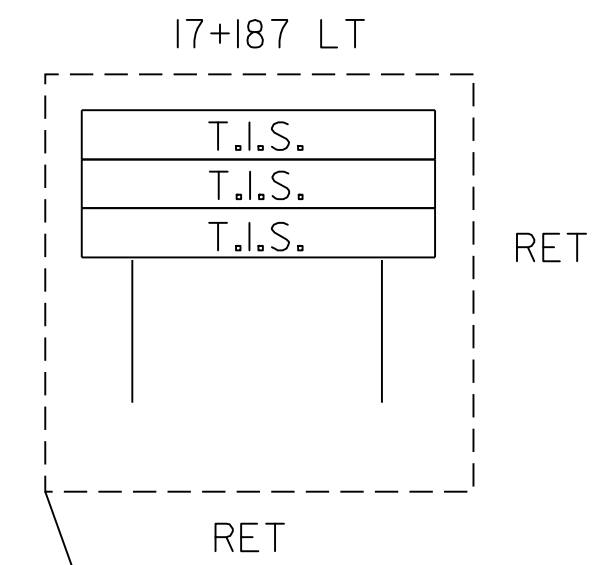
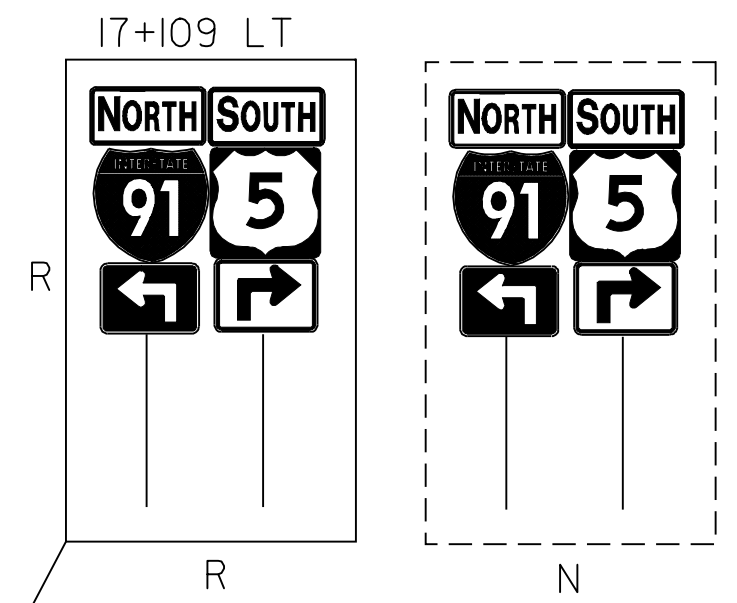
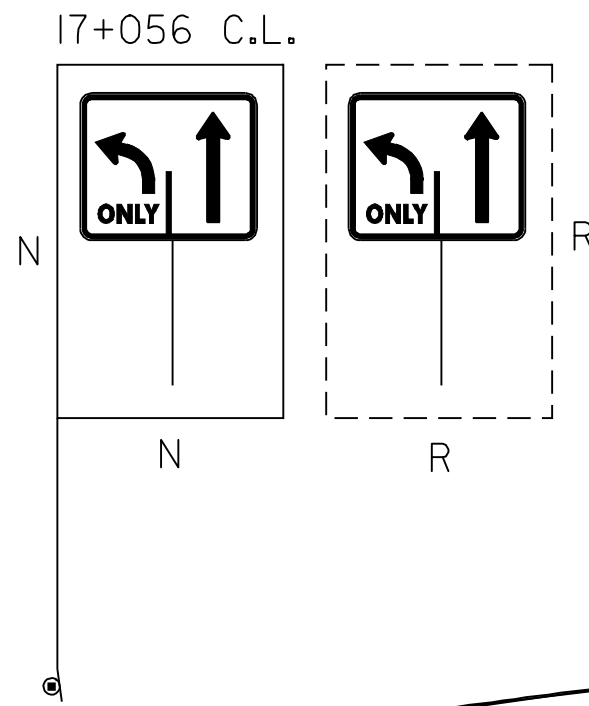
STA 17+018 17+200 LT & RT (EDGE--ISLAND--SOLID)

REMOVING AND RESETTING CURB

STA ~~17+018~~ ~ 17+200 LT  
17+178

REMOVING SIGNS  
AS SHOWN - 7

BIT. CONC. GUTTERS  
17+095 CL



STA 17+178.74 LT  
BEGIN GRADE CHANGE  
(SEE PROFILE, SHEETS  
34 & 35)

<b>US RTE 5 LAYOUT # 16</b>	PROJECT NAME: BARTON-IRASBURG	FILE NAME: pave/98c096/pc096a.dgn	PLOT DATE: 21-MAY-2007 13:12
	PROJECT NUMBER: STP 2107(I)S	PROJECT LEADER: MW	DRAWN BY: JLR
		DESIGNED BY: JLR	CHECKED BY: