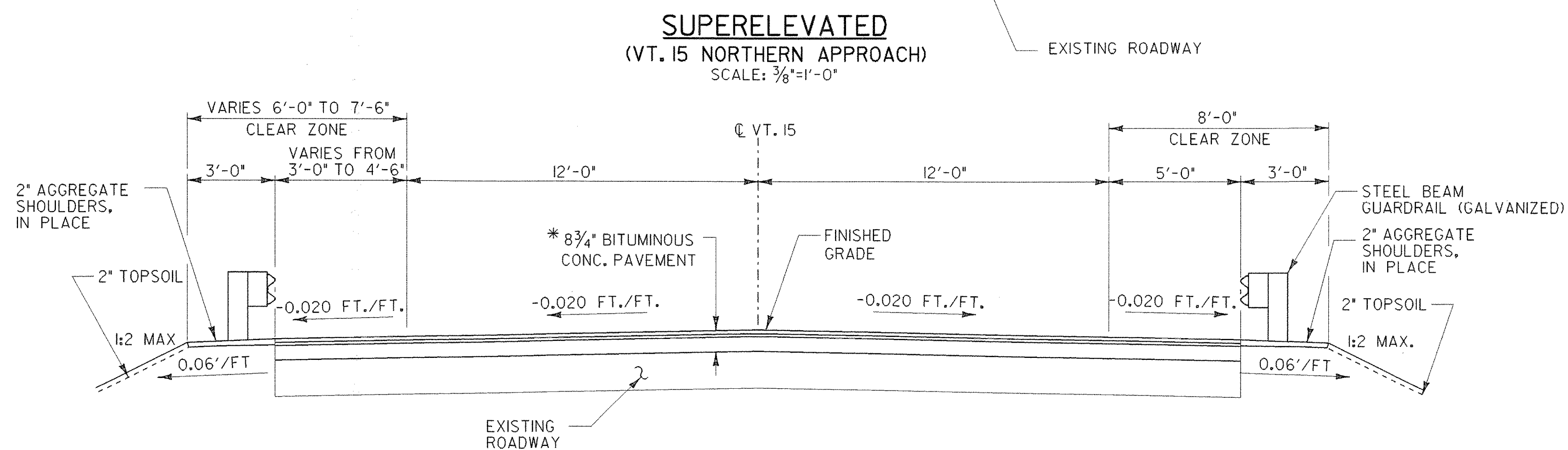
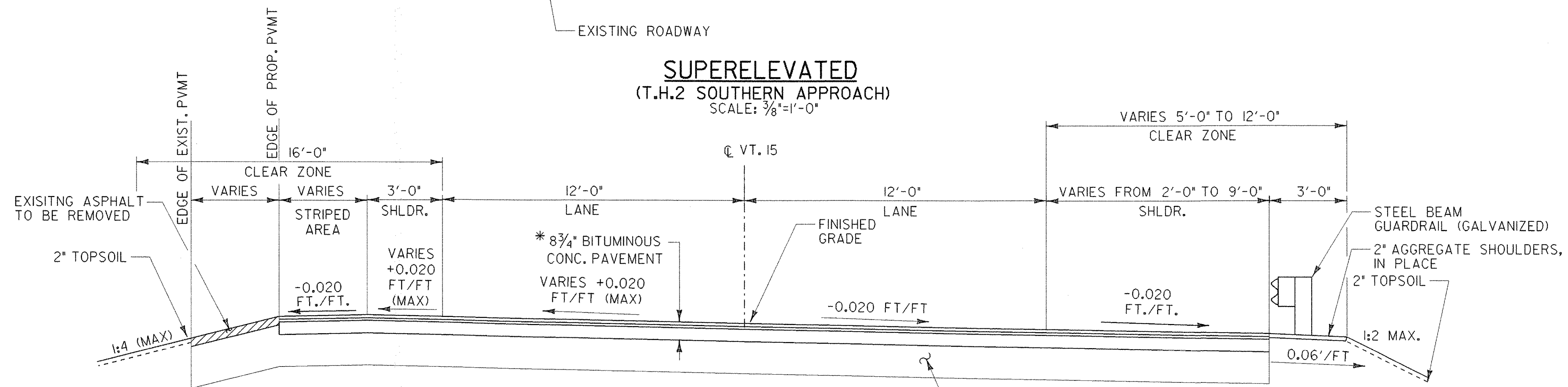
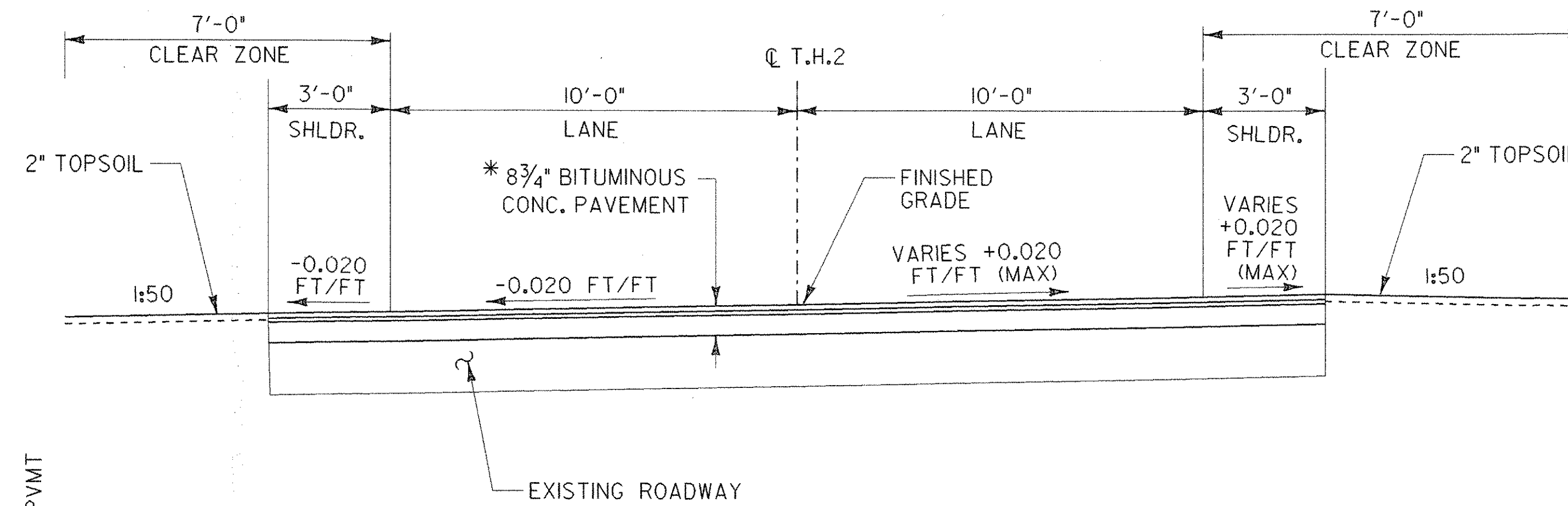


CAMBRIDGE, BR20 TYPICAL SECTIONS

* 1 1/2" TYPE III OVER
1 1/4" TYPE III OVER
6" TYPE I OR TYPE II (2 LIFTS OF 3")

NOTES:

1. THICKNESS OF ALL COURSES SHOWN ON THE DRAWING ARE COMPACTED THICKNESS.
2. ALL MATERIALS SHALL CONFORM TO VAOT STANDARD SPECIFICATIONS.
3. COLD PLANING TO BE COMPLETED ACCORDING TO TYPICAL OR AS NOTED OTHERWISE ON THE PLANS. ALL COLD PLANED AREAS SHALL BE TACKED WITH EMULSIFIED ASPHALT AS DIRECTED BY THE ENGINEER.
4. EMULSIFIED ASPHALT SHALL BE APPLIED ON ALL EXISTING SURFACES, ON ALL COLD PLANED SURFACES AND BETWEEN ALL COURSES OF PAVEMENT AT THE RATE OF 0.02 GAL/SY OR AS DIRECTED BY THE ENGINEER.



ALLOWABLE TOTAL THICKNESS TOLERANCES:	
SUBGRADE	+/- 1"
CONTROLLED MATERIAL	+/- 1"
PAVEMENT	+/- 1/4"
BASE COURSE	+/- 1/2"

DATUM	_____
VERTICAL	_____
HORIZONTAL	_____

TYPICAL SECTIONS	
PROJECT NAME:	CAMBRIDGE
PROJECT NUMBER:	BHF 030-2 (19) S
FILE NAME:	ZB308TSLDGN
PROJECT LEADER:	M. K. CHEVALIER
DESIGNED BY:	B. W. ERNST
PLOT DATE:	22-NOV-2006
DRAWN BY:	A. N. BEY
CHECKED BY:	M. K. CHEVALIER
SHEET	9 OF 68