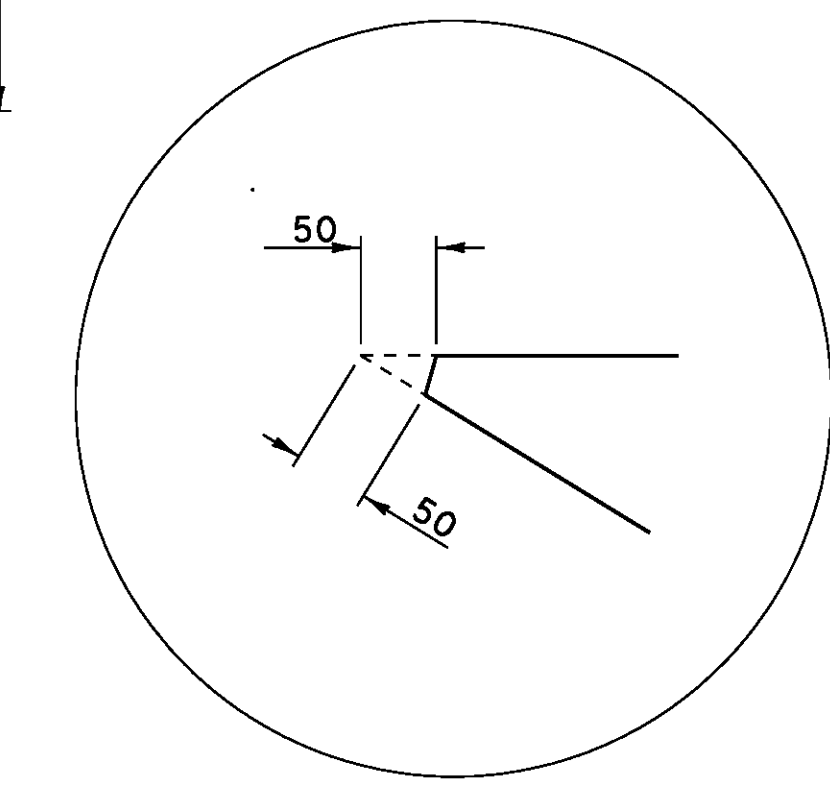
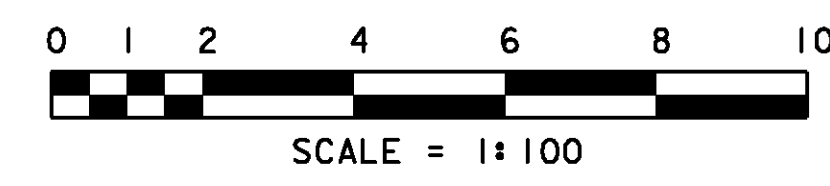
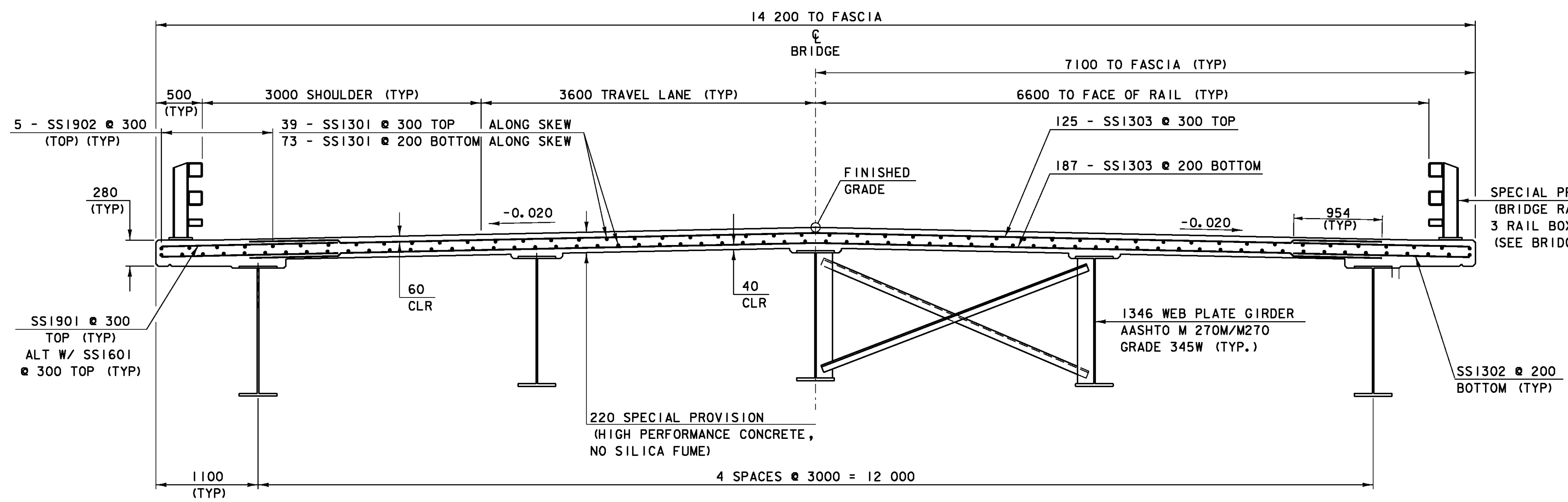


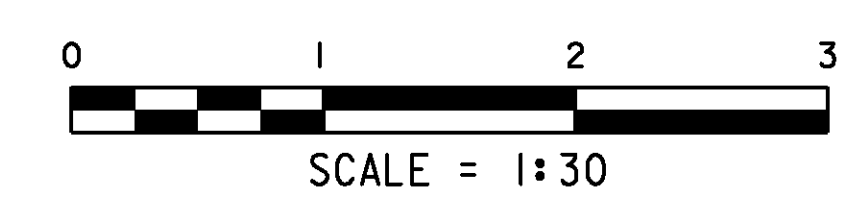
DECK REINFORCING PLAN



CORNER DETAIL
(TYPICAL FOR ACUTE ANGLES ONLY)
(NOT TO SCALE)



DECK REINFORCING SECTION



NOTE:
 NF = NEAR FACE
 FF = FAR FACE
 EF = EACH FACE
 ▲ = CUT TO FIT IN FIELD
 80 CLEAR, UNLESS OTHERWISE SPECIFIED ON THE PLANS.
 660 BAR LAP UNLESS OTHERWISE SPECIFIED ON THE PLANS.

| | |
|--|--------------------------------------|
| PROJECT: EAST MONTPELIER | PROJECT NO.: BRF 028-3(36) |
| DESIGN FILE NAME: /98b254/str/sb254sup.dgn | PLOT DATE: 18-AUG-2009 |
| IPARM FILE NAME: sb254dck.l | DRAWN BY: R. PELLETT |
| DESIGNED BY: J. LACROIX | CHECKED BY: J. LACROIX |
| SQUAD LEADER: K. HIGGINS | SHEET: 31 OF 68 |
| DECK DETAILS | |