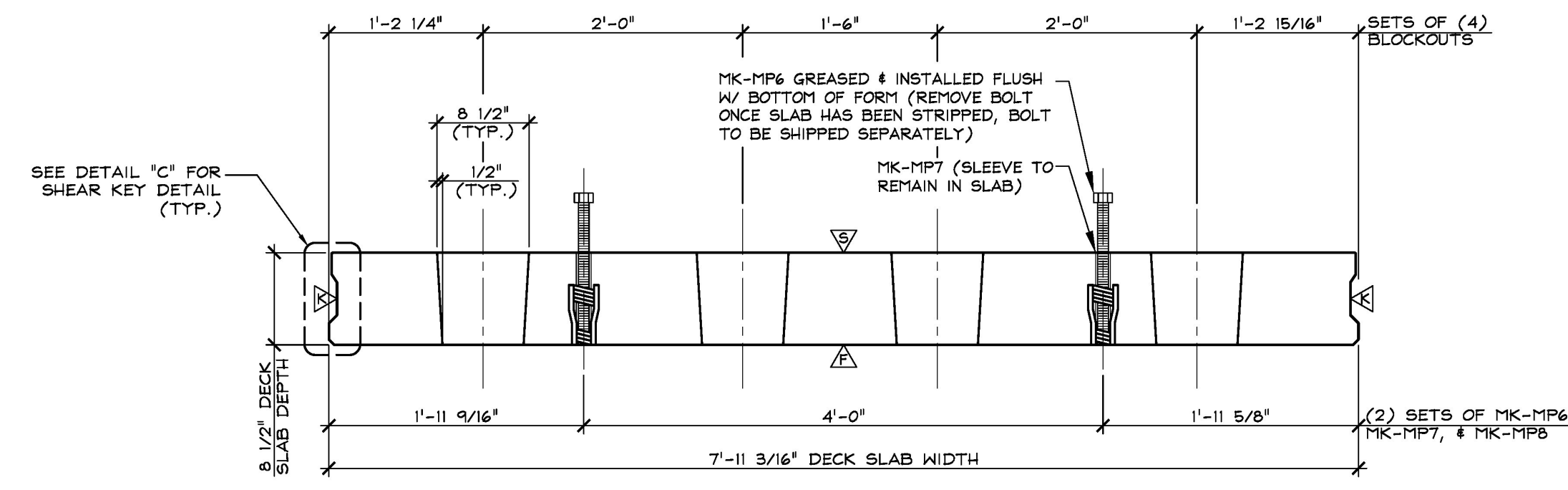
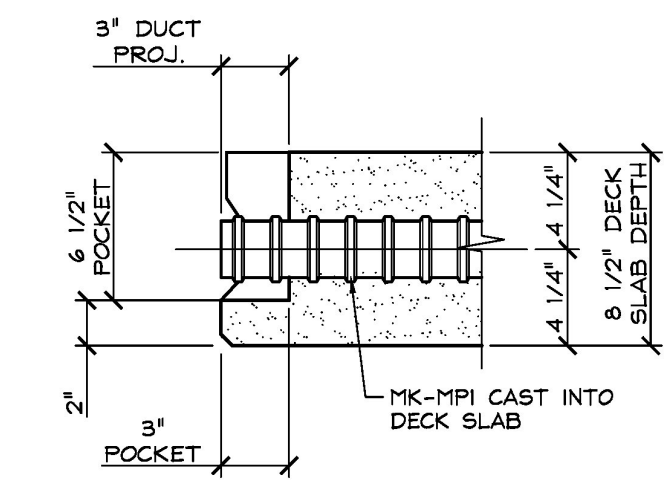


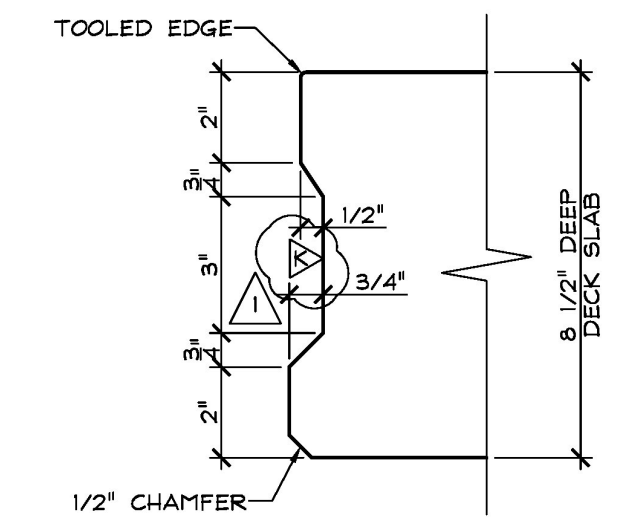
1 DIMENSIONAL PLAN VIEW IN FORM
S5
1/2" = 1'-0"



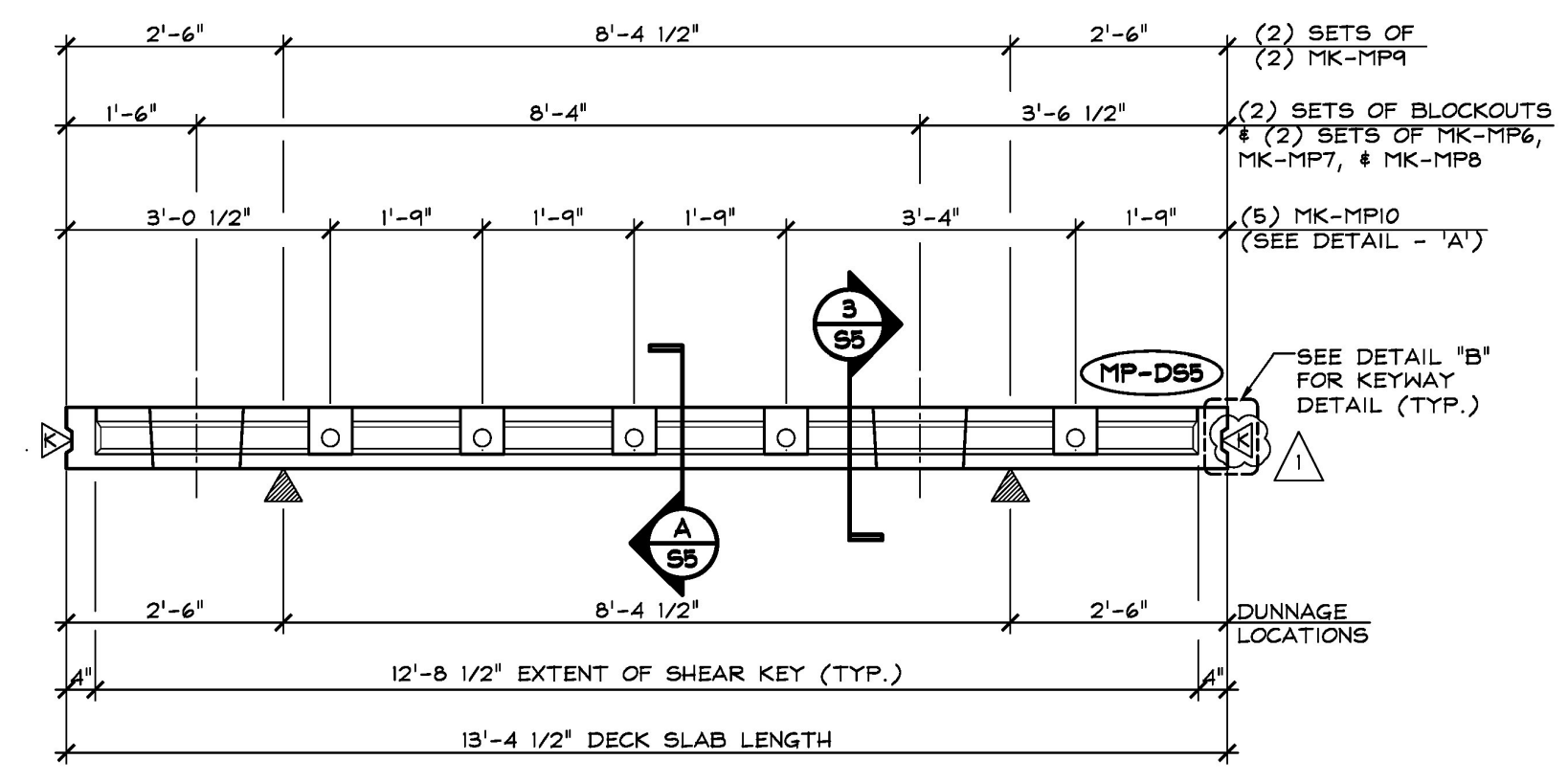
3 DIMENSIONAL SECTION
S5
1" = 1'-0"



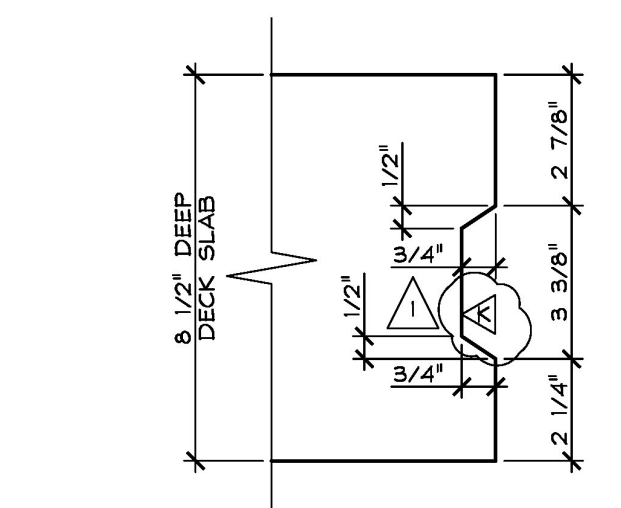
A SECTION - "A"
S5
1 1/2" = 1'-0"



C SECTION - "C"
S5
3" = 1'-0"



2 DIMENSIONAL ELEVATION
S5
1/2" = 1'-0"



B SECTION - "B"
S5
3" = 1'-0"

- △ DENOTES FORM FINISH
- △ DENOTES SMOOTH FLOAT FINISH
- △ DENOTES ROUGHENED FINISH (SEE GENERAL NOTE #5, SHEET 'F')
- △ DENOTES RAKE FINISH ROUGHENED TO 1/4" AMPLITUDE

SHOP NOTE:
f'c = 5,000 PSI
f'd = 3,000 PSI
MIX # 445 MSCC (NO DCI)

MARK: MP-D55	QTY.: 1	WT.: 5.37 T	VOL.: 2.66 cy
MATERIAL LIST / DECK SLAB			
ITEM	MARK	DESCRIPTION	QTY.
1			
2	MK-MP6	1" x 1'-2" LEVELING BOLT (COIL THREAD)	4
3	MK-MP7	1 3/8" O.D. 1/2" PVC PIPE SLEEVE	4
4	MK-MP8	DAYTON 1" x F-56 EXPANDED COIL INSERT (2-STRUT) (GALV.)	4
5	MK-MP9	4T X 5 3/4" SWIFT LIFT LIFTER (GALV.) (DOMESTIC)	4
6	MK-MPIO	GTI 2 3/8" x 7'-11 3/16" LONG CORRUGATED PT DUCT (SUPPLIED BY OTHERS)	5

11-2-17 REVISIONS SUBMITTAL #1 COMMENTS

APPROVED: APPROVAL STAMP: drawings and/or procedures indicates concurrence with the information presented and does not relieve the Contractor or Fabricator of compliance with all specifications and code requirements. APPROVED AS NOTED REVISE AND RESUBMIT NOT REVIEWED Date: 2/14/18 By: <i>John E. Kivner</i>		J.P. CARRARA & SONS INC. Precast & Prestress Manufacturer 244 GISE STR., WOODBURY, VERMONT 05753 Phone: (802)388-6361 Fax: (802)388-9010	CCS CONSTRUCTORS, INC. CONTRACTOR MORRISVILLE, VERMONT
		STATE OF VERMONT AGENCY OF TRANSPORTATION COUNTY OF WASHINGTON	DATE: SEPT. 14, 2017 SCALE: NOTED
This review by Stantec Consulting Services Inc. is for the sole purpose of ascertaining compliance with the general design concept. It does not constitute an engineering or architectural review. Stantec Consulting Services Inc. approves the detail design inherent in the shop drawings. Responsibility for which shall remain with the Contractor. Submitting same, and such review shall not relieve the Contractor of his responsibility for errors or omissions in the shop drawing or of his responsibility for meeting all requirements of the Contract Documents. The contractor is responsible for dimensions to be confirmed and correlated at the job-site, for information that pertains solely to the fabrication processes or to techniques of construction and installation and for coordination of the work of all subcontractors.		TOWN OF EAST MONTPELIER VT ROUTE 14, MINOR ARTERIAL BRIDGE NO.: 68 PROJECT NO.: BRF 037-1 (7)	CHKD: K.P. DFTM: A.S. JOB NO: 23515-017
		PRECAST CONCRETE DECK SLAB DETAILS	DWG. NO: S5