160 +/-15% is OK

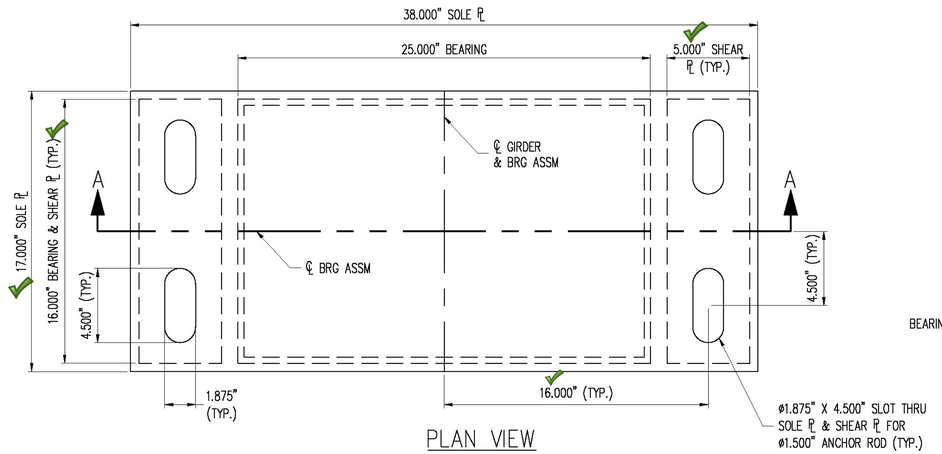

PLAN VIEW

ELASTOMERIC BEARING ITEM 531.18
(6) REQ'D @ PIER 1
(6) REQ'D @ PIER 2
(12) REQ'D TOTAL
(2) BEARINGS W/O EXT. STEEL REQ'D

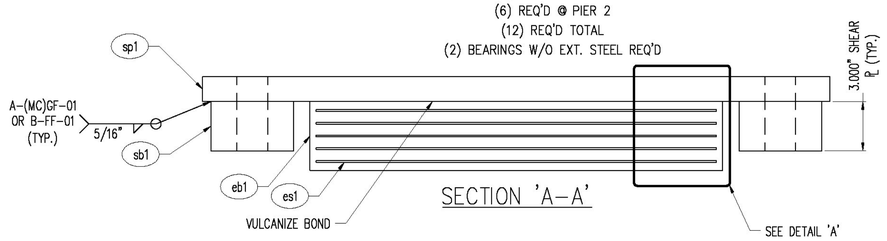

SECTION 'A-A'

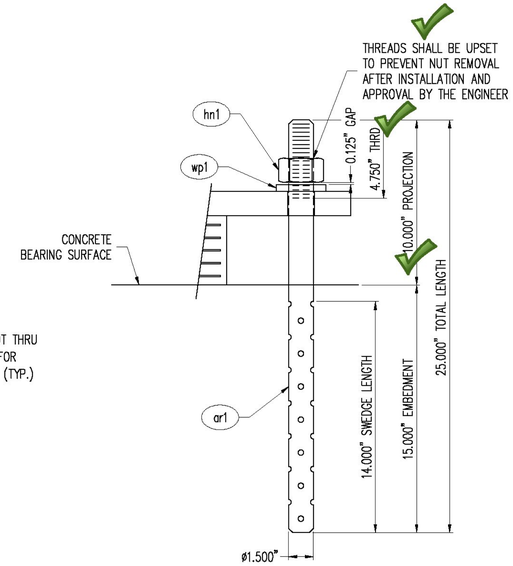

ANCHOR ROD ASSEMBLY

(24) REQ'D @ PIER 1
(24) REQ'D @ PIER 2
(48) REQ'D TOTAL

MK	QTY	DESCRIPTION	MATERIAL	LENGTH	REMARKS	WT*	REV
1A1	12	VERSIFLEX ELASTOMERIC BEARING	^53418-1104-A			533	
eb1	12	4.188" X 25.000"	NATURAL RUBBER	16.000"	160 PSI +/-15%, 60 ±5 DURO GR. 4	67	
es1	60	12 GA. X 24.250"	A1011 GR 36	15.250"	PLAIN	11	
sb1	24	3.000" X 5.000"	M270 GR 36 (A709)	16.000"	M111-HDG (A123)	68	
sp1	12	1.500" X 38.000"	M270 GR 36 (A709)	17.000"	M111-HDG (A123)	275	
1B1	2	SAMPLE BEARINGS	^53418-1104-B			122	
eb1	2	4.188" X 25.000"	NATURAL RUBBER	16.000"	160 PSI +/-15%, 60 ±5 DURO GR. 4	67	
es1	10	12 GA. X 24.250"	A1011 GR 36	15.250"	PLAIN	11	
1HA1	48	SWEDGED ROD	^53418-1101-HDWR			13	
ar1	48	ø1.500" X 25.000" SWEDGED ROD	M314 GR 36 (F1554)		4.75" THRD, 14" SWEDGED; M232-HDG (A153)	13	
1HA2	48	HEX NUT	53418-1101-HDWR			1	
hn1	48	ø1.500" HEX NUT	M291-DH OR M292-2H (A563 OR A194) HEAVY HEX		M232-HDG (A153), DRY LUBE & DYE	1	
1HA3	48	WASHER PLATE	53418-1101-HDWR			< 1	
wp1	48	0.375" X 3.000"	M183 (A36)	3.000"	ø1.563" HOLE CTR; M111-HDG (A123)	< 1	
		*Approx. Gross Wt. Lbs Per Single Unit			12/7/2017 5:53:44 PM		

APPROVED: Approval of drawings and/or procedures indicates concurrence with the information presented and does not relieve the Contractor or Fabricator of compliance with all specifications and code requirements

APPROVED AS NOTED	X
REVISE AND RESUBMIT	
NOT REVIEWED	

Stantec

Date: 12/20/17

By: [signature]

This review by Stantec Consulting Services Inc. is for the sole purpose of ascertaining conformance with the general design concept. This review shall not mean that Stantec Consulting Services Inc approves the detail design inherent in the shop drawings, responsibility for which shall remain with the Contractor. Submitting same, and such review shall not relieve the Contractor of his responsibility for errors or omissions in the shop drawing or of his responsibility for meeting all requirements of the Contract Documents. The contractor is responsible for dimensions to be confirmed and correlated at the job site, for information that pertains solely to the fabrication processes or to techniques of construction and installation and for coordination of the work of all subtrades.

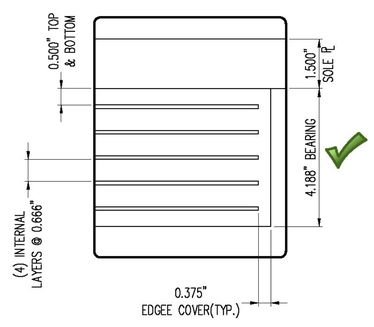

DETAIL 'A'

LOAD DATA	
MAX DL REACTION (KIPS)	214.0
MAX LL REACTION (KIPS)	136.0
MAX DL+LL REACTION (KIPS)	350.0

SEE SHEET 53418-1104-GN1 FOR GENERAL NOTES

REV.	DESCRIPTION	DATE	DET.	CKD.

D.S. BROWN
A GIBRALTAR INDUSTRIES COMPANY

THE D.S. BROWN COMPANY
300 E. CHERRY STREET
NORTH BALTIMORE, OHIO 45872
419.257.3561
FAX: 419.257.0332
WWW.DSBROWN.COM

PROJECT NAME — EAST MONTPELIER
BRIDGE — 68
PROJECT — BRF 037-1 (7)
—
P.O. NO. — B3137
DESIGNER — STANTEC
CUSTOMER — CCS CONSTRUCTORS

ITEM	QUANTITY
–	–
–	–
–	–
–	–
–	–
–	–
–	–
–	–
–	–

DESCRIPTION: VERSIFLEX ELASTOMERIC BEARING
WASHINGTON COUNTY, VT

SCALE:	DRAWN BY:	CHECKED BY:	DATE:	
N.T.S.	SP	KTG	9/17	–
PROJECT NUMBER	PRODUCT CODE	RELEASE	SHEET	
53418	1104	–	01	