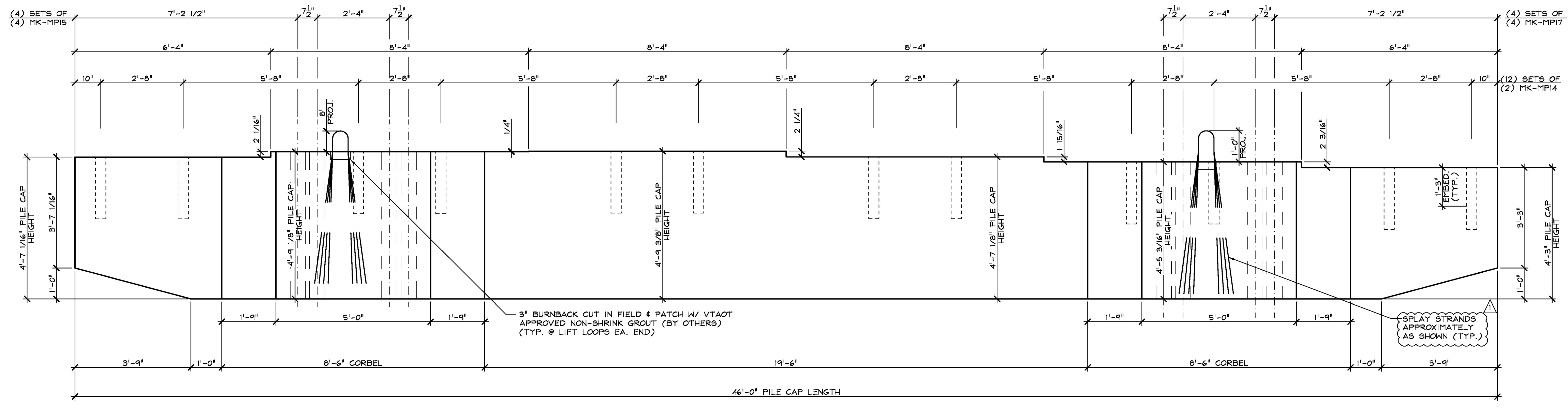
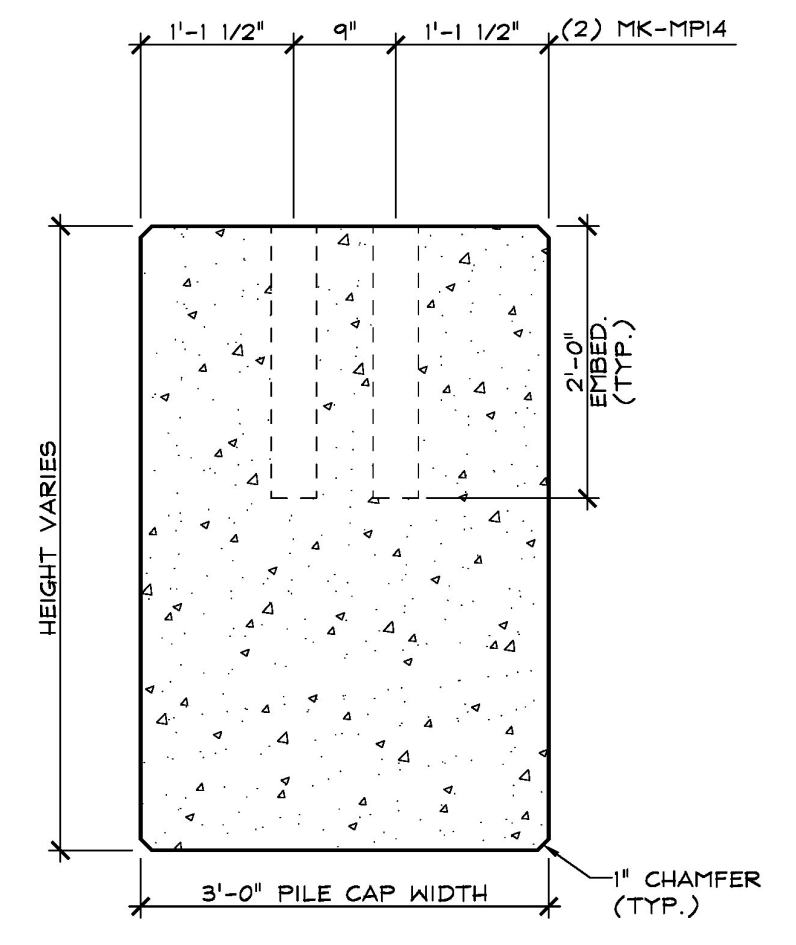


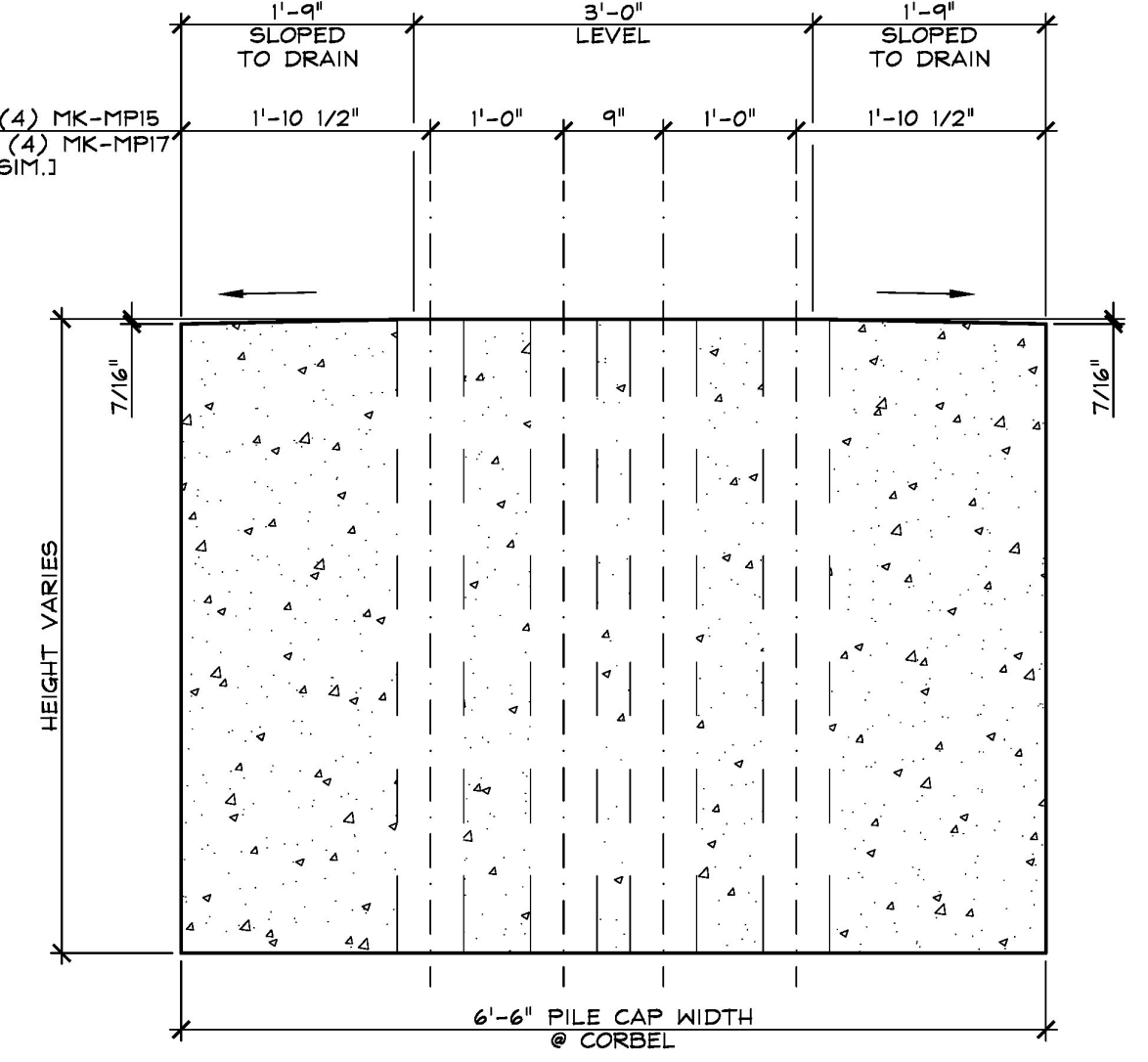
1 PLAN VIEW IN FORM
PC2
1/2" = 1'-0"



2 DIMENSIONAL ELEVATION
PC2
1/2" = 1'-0"



A DIMENSIONAL SECTION - 'A'
PC2
3/4" = 1'-0"



B DIMENSIONAL SECTION - 'B'
PC2
3/4" = 1'-0"

Vermont Agency of Transportation
RECEIVED
CK'D BY Stantec OK'D BY Tom Knight
October 13, 2017
RESUBMIT No Approved
BY Carolyn W. Carlson DATE 10/24/2017

SHOP NOTE:
f'c = 5,000 PSI
f'ci = 4,000 PSI
MIX # 426 LW (NO DCI)

10-11-17 REV. SUB. 4" Ø GALV. SLEEVES FOR ANCHOR BOLTS & SUBMITTAL #1 COMMENTS

MARK: MP-PC2 QTY.: 1 WT.: 47.71 T VOL.: 29.45 cy			
MATERIAL LIST / PILE CAP			
ITEM	MARK	DESCRIPTION	QTY.
1			
2	MK-MPI4	4" Ø GALV. SLEEVE X 2'-0"	24
3	MK-MPI5	6" Ø HDPE CORRUGATED SLEEVE X 4'-9 1/8"	16
4	MK-MPI7	6" Ø HDPE CORRUGATED SLEEVE X 4'-5 3/16"	16
5	MK-MPI8	(4) 0.600" Ø 270 KSI STRAND LIFT LOOPS	4
6			

APPROVAL STAMP:	J.P. CARRARA & SONS INC. Precast & Prestress Manufacturer 2644 GSE STR., WOODBURY, VERMONT 05753 Phone: (802)388-6361 Fax: (802)388-9010	CCS CONSTRUCTORS, INC. CONTRACTOR MORRISVILLE, VERMONT
	STATE OF VERMONT AGENCY OF TRANSPORTATION COUNTY OF WASHINGTON	DATE: SEPT. 14, 2017 SCALE: NOTED
	TOWN OF EAST MONTPELIER VT ROUTE 14, MINOR ARTERIAL BRIDGE NO.: 68 PROJECT NO.: BRF 037-1 (7)	CHKD: K.P. DFTM: A.S. JOB NO: 23515-017
	PRECAST CONCRETE PILE CAP DIMENSIONAL DETAILS	DWG. NO: PC2