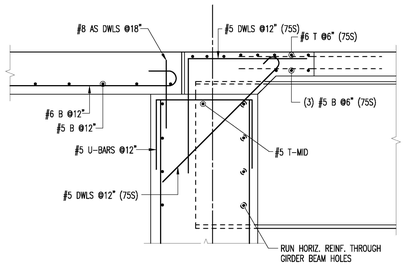

1 SECTION

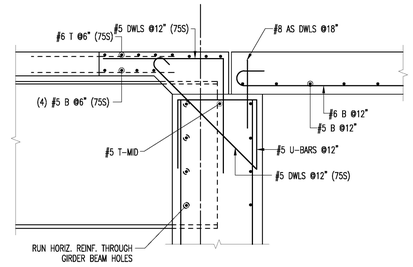

2 SECTION

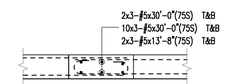

3 SECTION

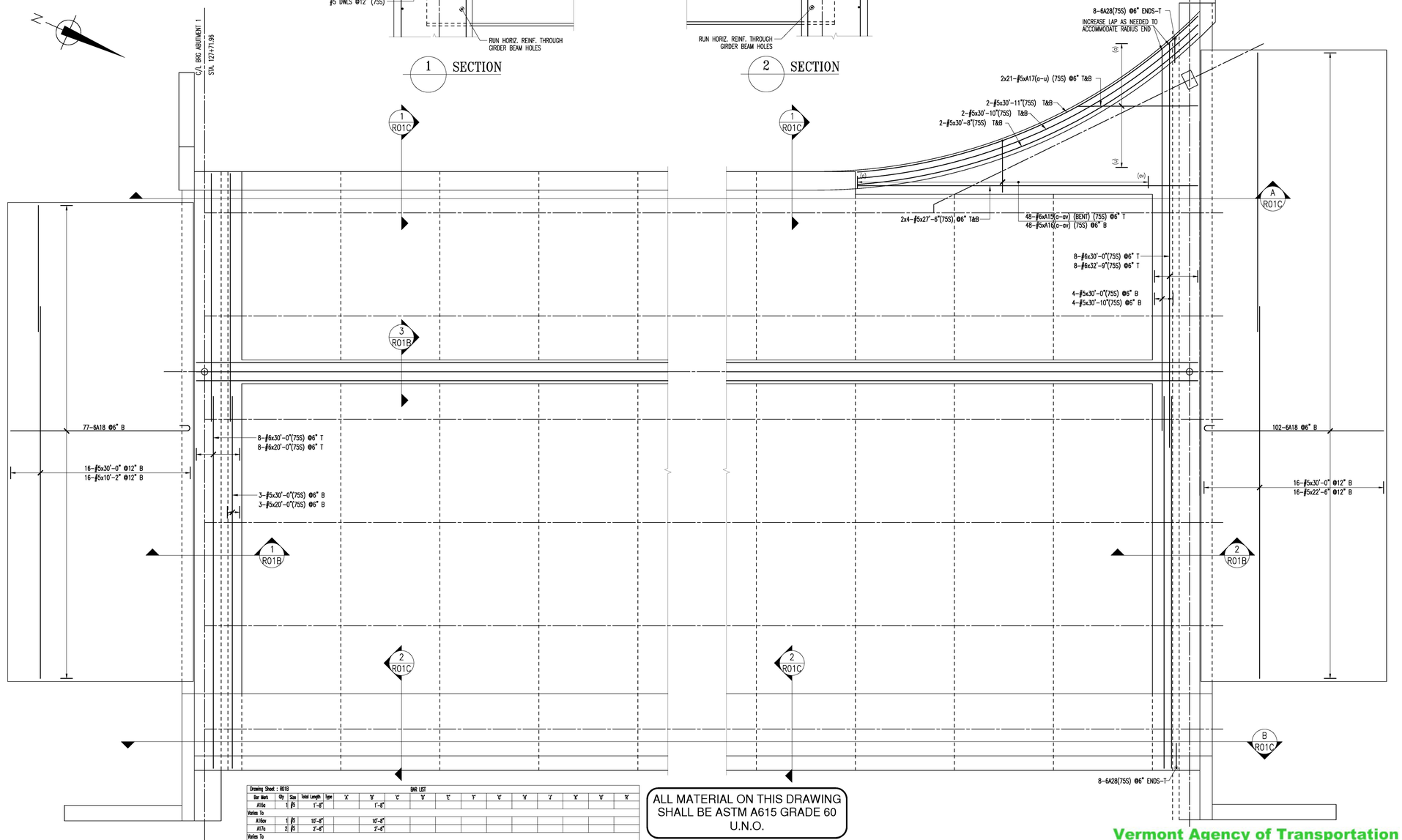

Drawing Sheet : R01B						BAR LIST													
Bar Mark	Qty	Size	Total Length	Type	'A'	'B'	'C'	'D'	'E'	'F'	'G'	'H'	'J'	'K'	'O'	'X'
A16a	1	#5	1'-8"			1'-8"										
Varies To																
A16an	1	#5	10'-8"			10'-8"										
A17a	2	#5	2'-6"			2'-6"										
Varies To																
A17a	2	#5	6'-3"			6'-3"										
A15a	1	#6	2'-3 X'	1	8"	1'-7 X'								6"		
Varies To																
A15an	1	#6	11'-4"	1	8"	10'-8 X'								6"		
6A28	16	#6	2'-8"	1	8"	2'-0"								6"		
6A18	179	#6	15'-6"	1	1'-0"	14'-6"								6"		

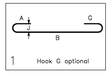

TEST BARS
2-#5x5'-0"
2-#6x5'-0"
2-#5x5'-0"(75S)
2-#6x5'-0"(75S)

ALL MATERIAL ON THIS DRAWING SHALL BE ASTM A615 GRADE 60 U.N.O.

PLACING DRAWING APPROVAL AUTHORITY: VERIFICATION OF DIMENSIONS, DETAILS, ETC ARE REQUESTED WHERE INDICATED. IF EACH VERIFICATION IS NOT NOTED OTHERWISE, IT WILL BE ASSUMED TO BE CORRECT AS SHOWN.

ALL BARS NOTED AS (75S) SHALL BE 2304 GRADE 75 STAINLESS STEEL REBAR

Vermont Agency of Transportation
RECEIVED
Rebar_Submittal_R1_ApprovedAsNoted.pdf
CK'D BY STANTEC OK'D BY FDB
November 30, 2017
RESUBMIT NO Approved AsNoted
BY C. CARLSON DATE 12/5/17

NO EXCEPTION TAKEN	X
REVISE AS NOTED RESUBMISSION NOT REQUIRED.	
REVISE AND RESUBMIT	
NOT REVIEWED	

Stantec

Date: 12/5/17

By: [signature]

This review by Stantec Consulting Services Inc. is for the sole purpose of ascertaining conformance with the general design concept. This review shall not mean that Stantec Consulting Services Inc approves the detail design inherent in the shop drawings, responsibility for which shall remain with the Contractor. Submitting same, and such review shall not relieve the Contractor of his responsibility for errors or omissions in the shop drawing or of his responsibility for meeting all requirements of the Contract Documents. The contractor is responsible for dimensions to be confirmed and correlated at the job site, for information that pertains solely to the fabrication processes or to techniques of construction and installation and for coordination of the work of all subtrades.

No.	Description	Date	By
1	FINAL APPROVAL PRINT	11/29/17	CPS
0	APPROVAL PRINT	11/06/17	CPS

Revisions and Issue Record

The full intent and purpose of this drawing is the placing of reinforcing steel bars ONLY. It is NOT to be used as a means of communication between the Architect, Engineer, Contractor or any other Sub-trades.

THIS DRAWING IS NOT TO BE SCALED.

HarrisRebar Harter Steel
National Strength. Local Service.

DETAILED AT:
CANAN
NEW HAMPSHIRE

Project: EAST MONTPELIER BRF 037-1
EAST MONTPELIER VT

Drawing: DECK CLOSURES AND CIP DECK REINFORCEMENT

Customer: CCS CONSTRUCTORS

Engineer: STANTEC

Refer to Release:

Date	Drawn	Chkd.	JOB No.	Dwg. No.
11/03/17	CPS		33506530	R01B

W:\(sample)\Projects\33506530\Placing Drawings\DWGs\R01.dwg