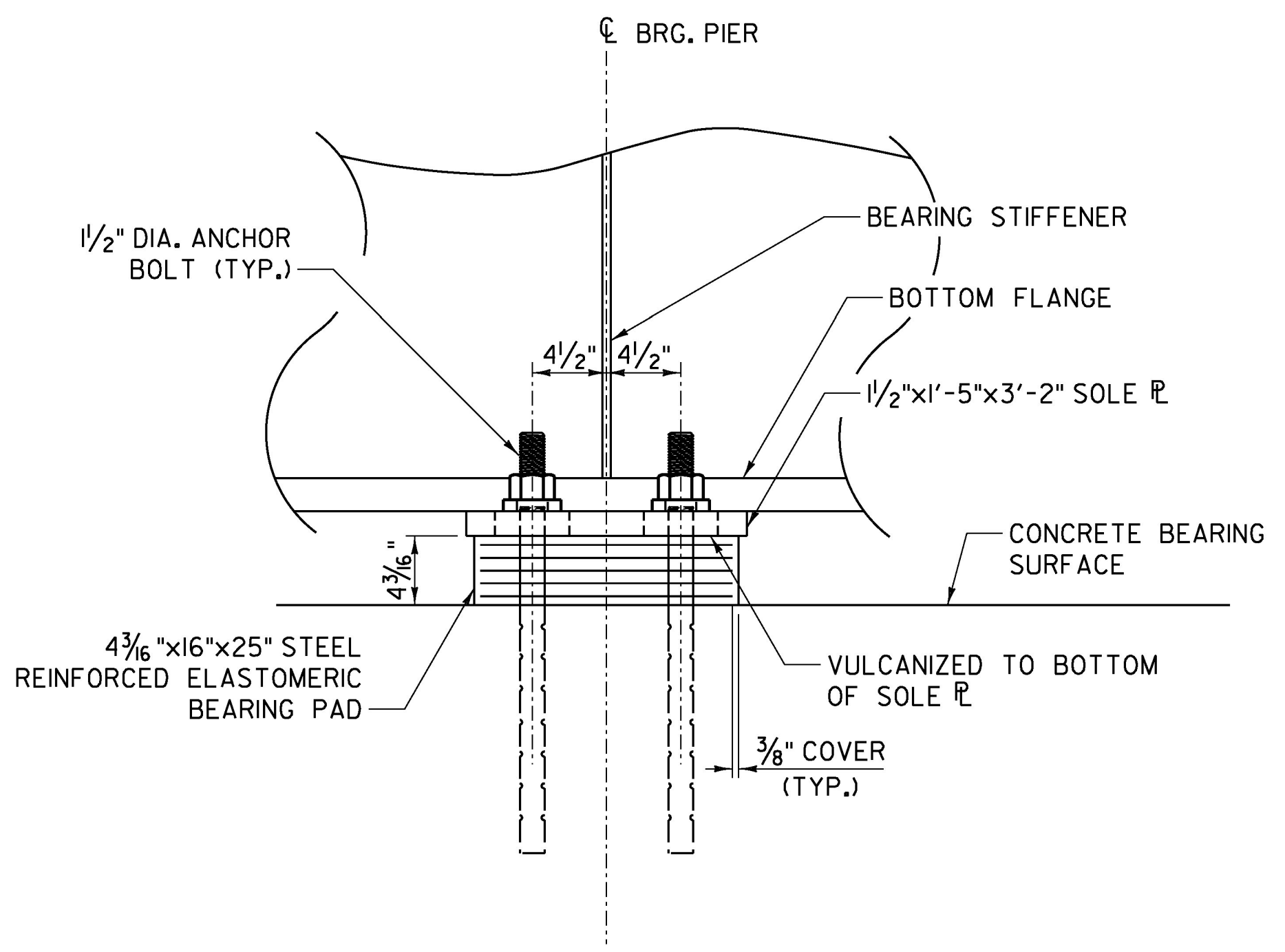
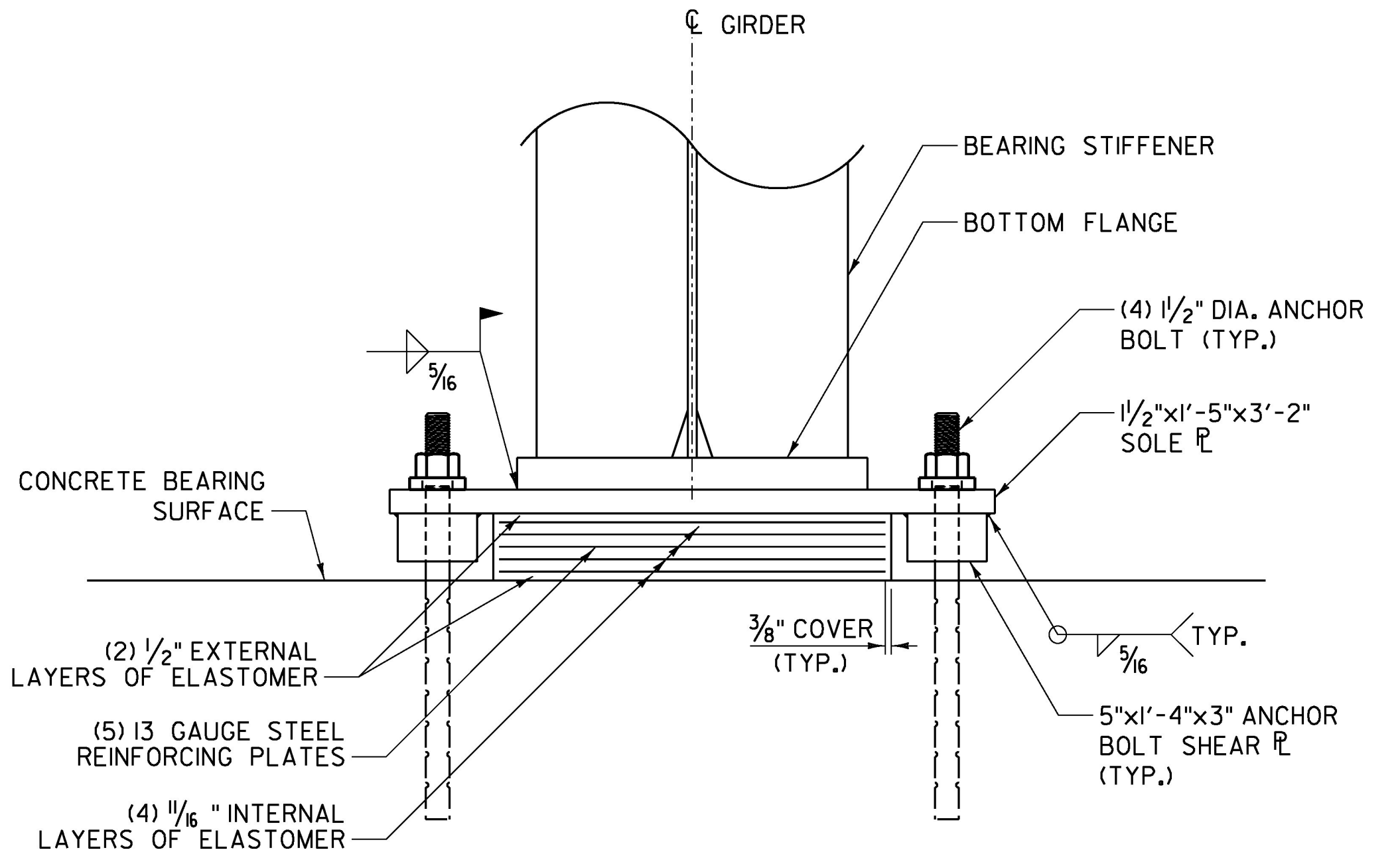


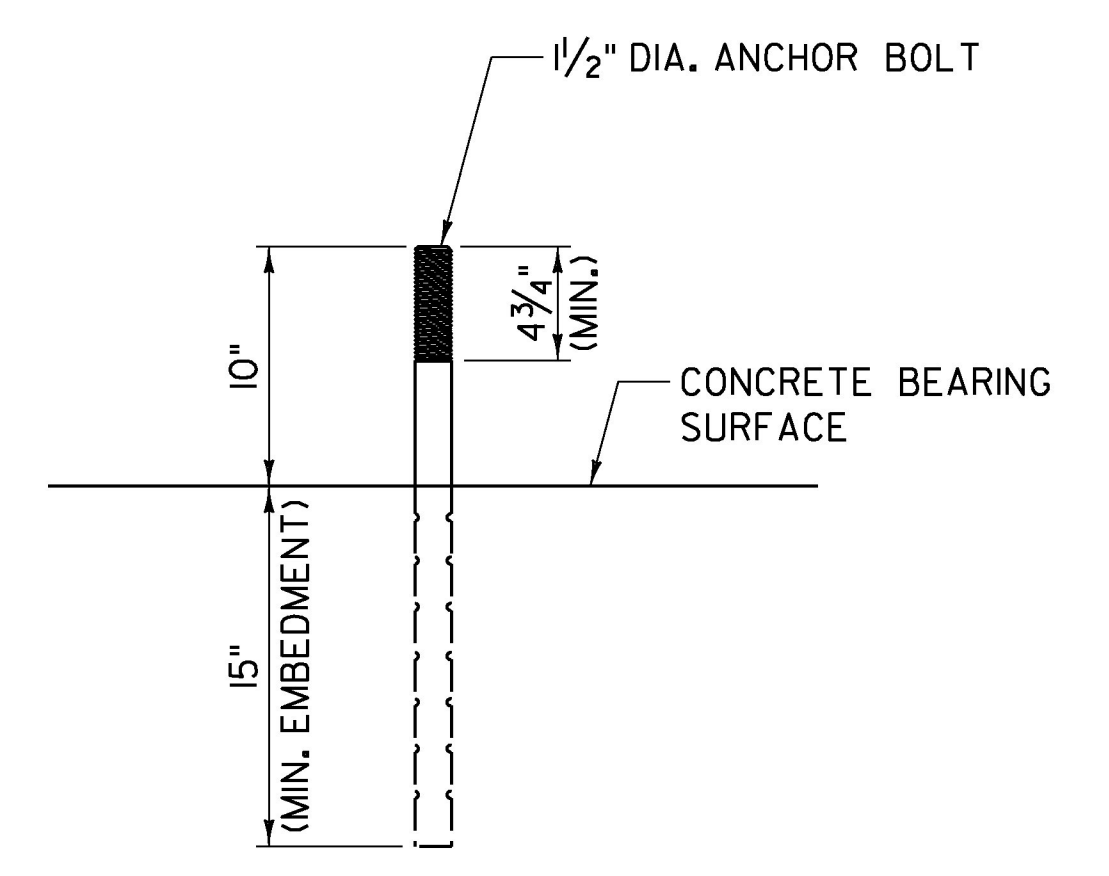
PLAN



SIDE ELEVATION  
(ANCHOR BOLT SHEAR PLATE NOT SHOWN FOR CLARITY)



FRONT ELEVATION



ANCHOR BOLT DETAIL

**BEARING NOTES:**

1. BEARINGS SHALL CONFORM TO APPLICABLE SUBSECTIONS OF THE STANDARD SPECIFICATION SECTIONS 531 AND 731.
2. BEARINGS SHALL BE PAID FOR UNDER ITEM 531.18.
3. THE CONCRETE SURFACE UNDER THE BEARING DEVICE SHALL BE LEVEL.
4. ELASTOMER SHALL HAVE A HARDNESS OF 60 DUROMETER AND THE SHEAR MODULUS OF THE ELASTOMER SHALL BE BETWEEN 130 AND 175 PSI.
5. VULCANIZING ELASTOMER TO STEEL PLATES SHALL BE DONE DURING PRIMARY MOLD PROCESS.
6. AN 1/8" GAP SHALL BE LEFT BELOW THE NUT. THE ANCHOR BOLT THREADS SHALL BE BURRED TO PREVENT REMOVAL OF THE NUTS (TYP.)
7. STEEL REINFORCED ELASTOMERIC BEARINGS WERE DESIGNED PER METHOD = A.
8. ELASTOMERIC BEARING DESIGN CRITERIA:
9. PIER 1 AND 2 BEARINGS - SERVICE LOADS
  - A. DESIGN DEAD LOAD REACTION = 214 KIPS/BEARING
  - B. DESIGN LIVE LOAD REACTION = 136 KIPS/BEARING
10. STEEL SOLE PLATES AND SHEAR PLATES SHALL BE AASHTO M 270M/M 270, (ASTM A-709) GRADE 36 (MIN.) AND SHALL BE HOT-DIP GALVANIZED OR METALIZED.
11. STEEL LAMINATES SHALL CONFORM TO ASTM A 1011 GRADE 36.
12. ALL ANCHOR BOLTS, NUTS, AND WASHERS SHALL BE GALVANIZED. ALL WASHERS SHALL BE 3/8" PLATE (MINIMUM). PAYMENT FOR ANCHOR BOLTS, NUTS AND WASHERS SHALL BE INCLUDED IN THE UNIT BID PRICE FOR THE BEARINGS
13. ALL PRECAUTIONS NECESSARY SHALL BE TAKEN TO PROTECT BEARING COMPONENTS FROM FIELD WELD FLASH AND SPATTER. WELDING PROCEDURES SHALL BE ESTABLISHED BY THE CONTRACTOR TO RESTRICT THE MAXIMUM TEMPERATURE OF STEEL ADJACENT TO THE ELASTOMER TO 200 DEGREES F.

**ELASTOMERIC BEARING ASSEMBLY**  
(12 EACH - 6 PER PIER)  
SCALE: 1/2" = 1'-0"



PROJECT NAME:	EAST MONTEPELIER
PROJECT NUMBER:	BRF 037-(17)
FILE NAME:	z98b252bearing.dgn
PROJECT LEADER:	T. KNIGHT
DESIGNED BY:	N. TIRK
CHECKED BY:	T. KNIGHT
PLOT DATE:	2/17/2017
DRAWN BY:	J. SOTER
CHECKED BY:	T. KNIGHT
BEARING DETAILS	SHEET 84 OF 158