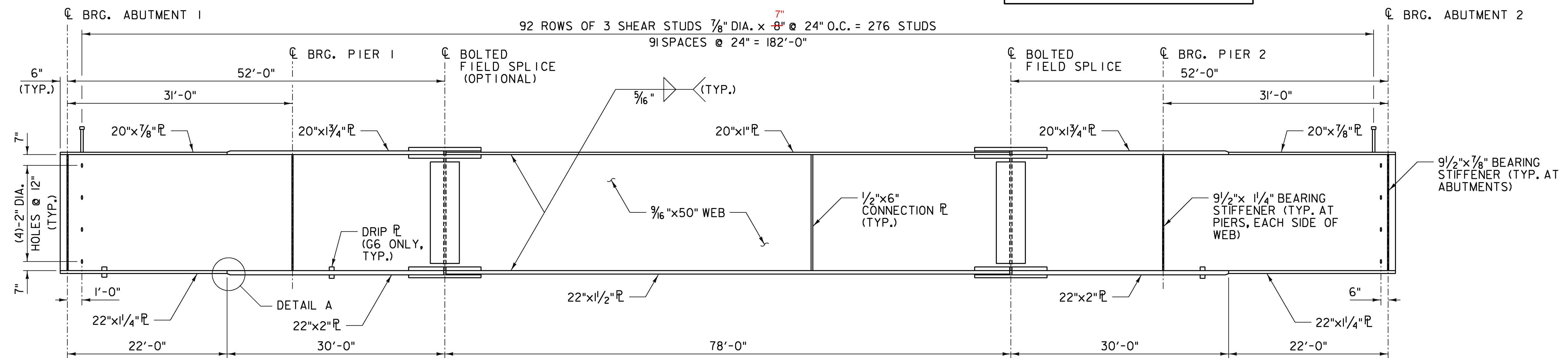


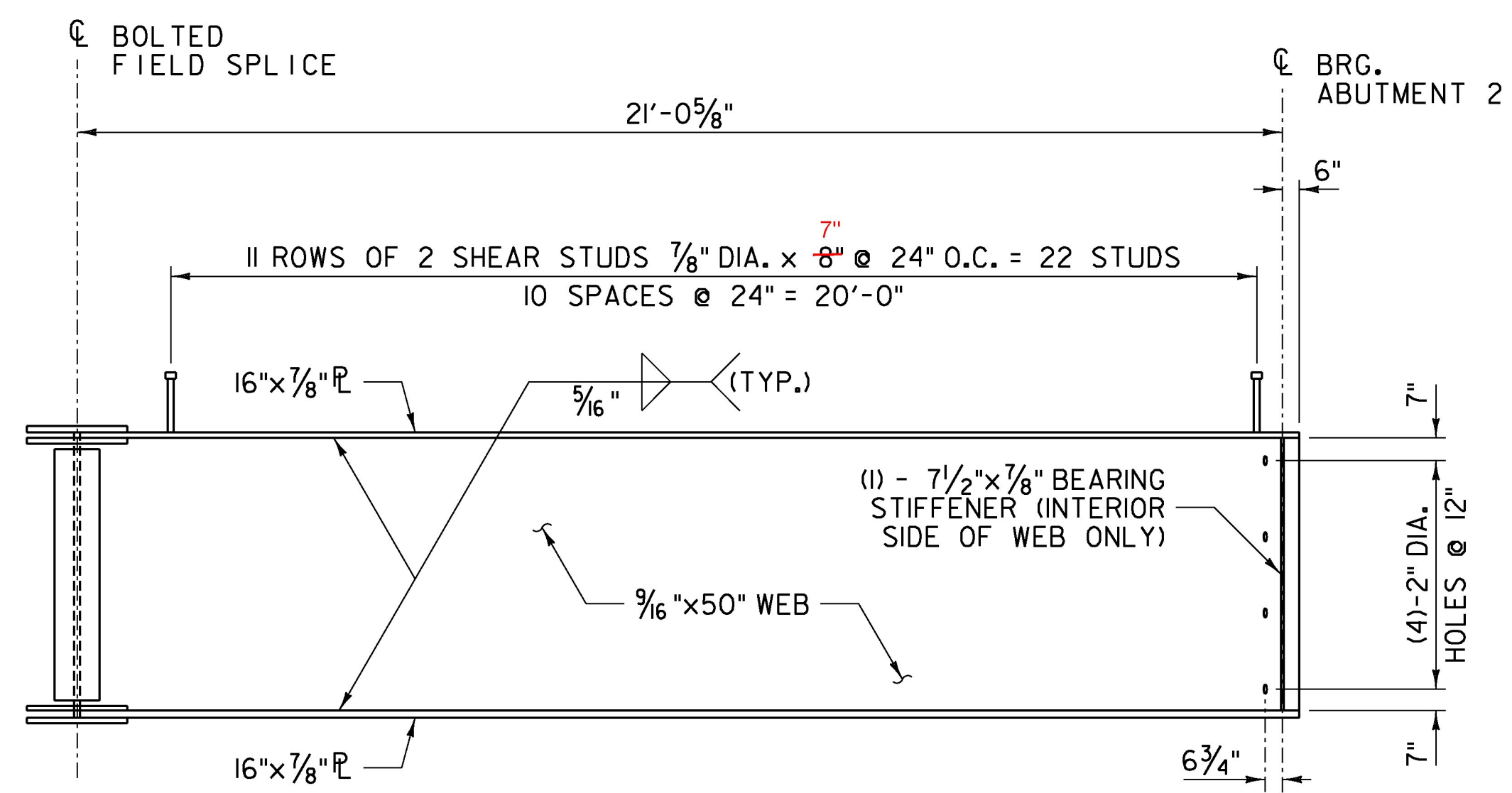
GIRDER ELEVATION - G1
NOT TO SCALE

NOTE: ALL PLATES IN G1 SHALL MEET THE CVN REQUIREMENTS IN SUB SECTION 714.01.



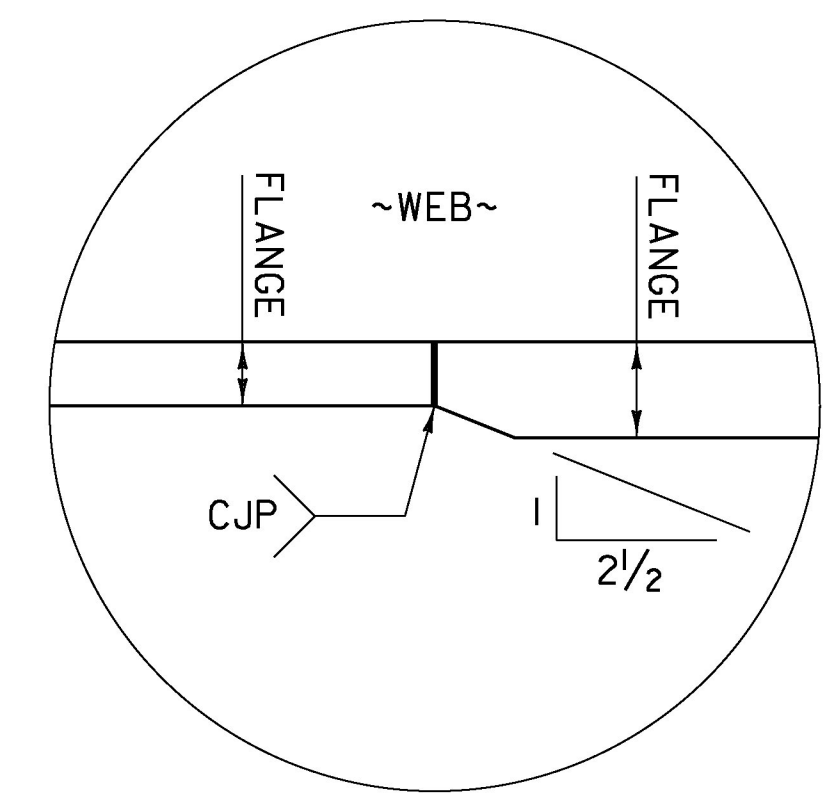
GIRDER ELEVATION - G2 THROUGH G6
NOT TO SCALE

NOTE: ALL PLATES IN G2-G6 SHALL MEET THE CVN REQUIREMENTS IN SUB SECTION 714.01.



GIRDER ELEVATION - GIA
NOT TO SCALE

GIA NOTES:
1. ALL PLATES IN GIA SHALL MEET THE CVN REQUIREMENTS IN SUB SECTION 714.01.
2. NO CAMBER REQUIRED.



DETAIL A
NOT TO SCALE

HEIGHT OF SHEAR STUDS REDUCED FROM 8" TO 7" TO ENSURE MIN. 2 1/2" COVER WHERE HAUNCH HEIGHT IS LESS THAN 2" (SEE SHEET 83)

NOTES:
1. FOR SECTION A-A AND B-B REFER TO GIRDER DETAILS 2.
2. FOR ADDITIONAL DETAILS REFER TO SD-601 AND SD-602.

PROJECT NAME:	EAST MONTEPELIER
PROJECT NUMBER:	BRF 037-(17)
FILE NAME:	z98b252fra.dgn
PROJECT LEADER:	T. KNIGHT
DESIGNED BY:	T. KNIGHT
GIRDER DETAILS I	
PLOT DATE:	2/17/2017
DRAWN BY:	J. SOTER
CHECKED BY:	G. BOGUE
SHEET	80 OF 158

