

604.18 - NEW 4' X 6' REINFORCED
CONCRETE DROP INLET

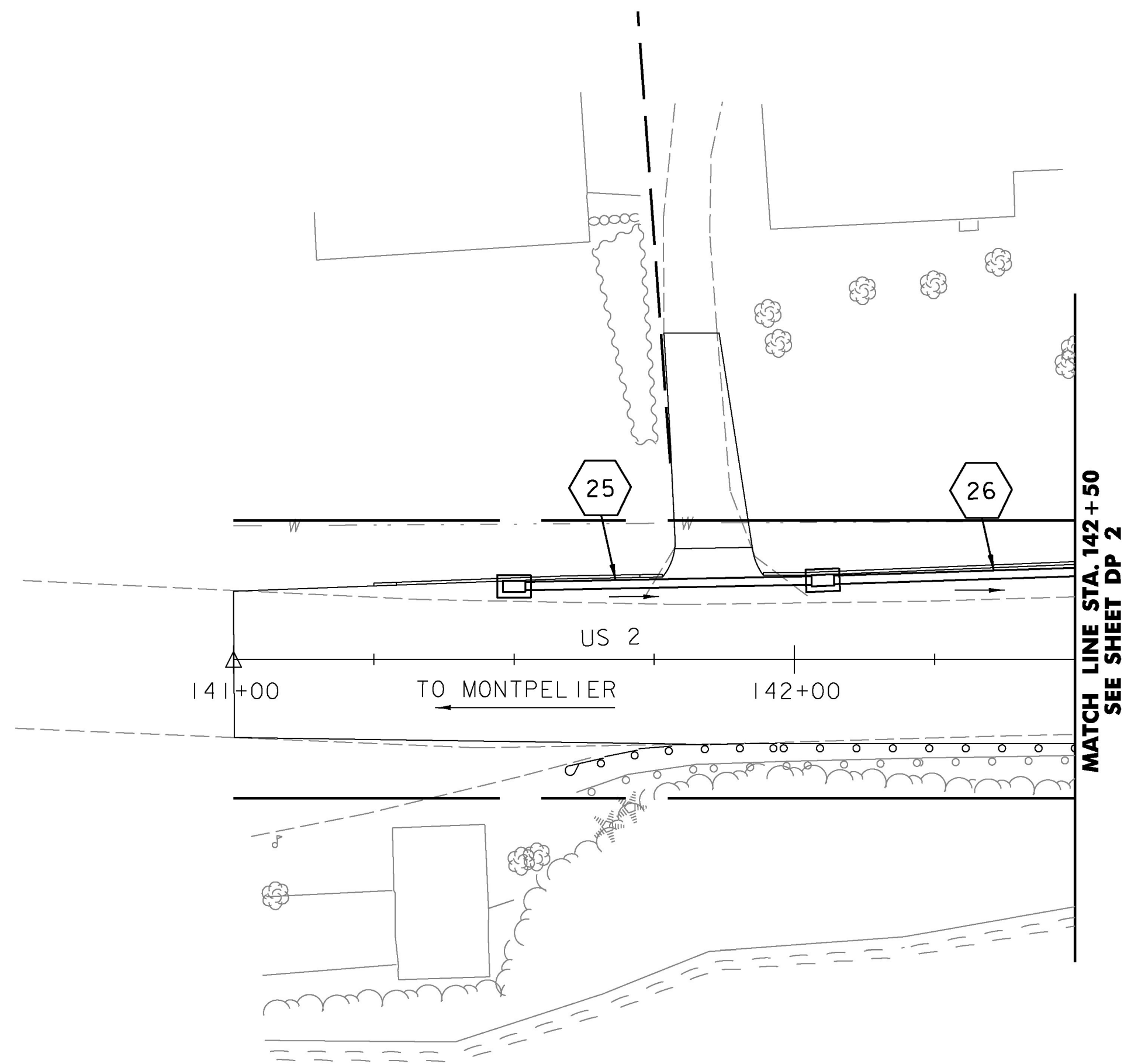
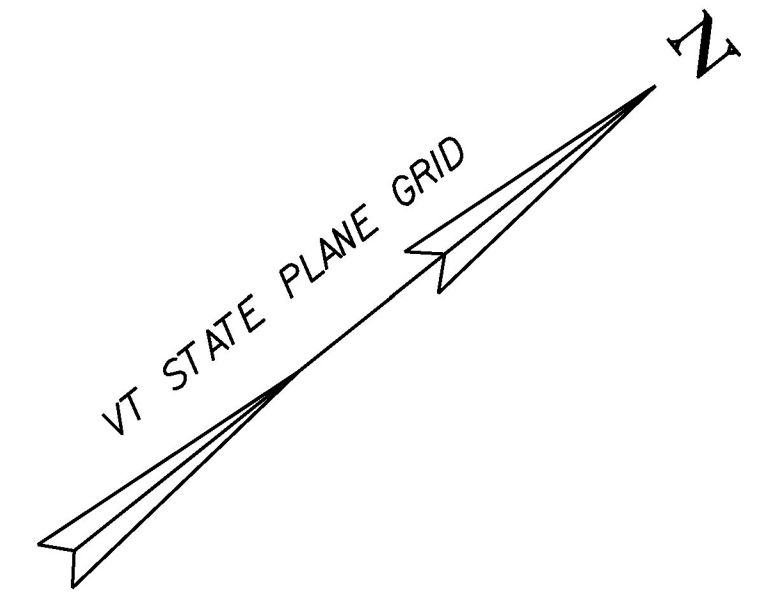
25 STA 141+50 LT

26 STA 142+05 LT

NEW 18" DIA - OPTION PIPE PCCSP,
CAAP, CPEP, RCP, CPEP (SL)

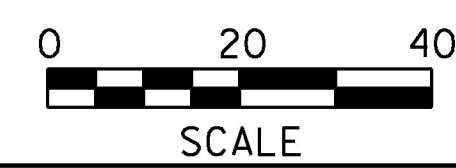
25 STA 141+50 LT - 142+05 LT

26 STA 142+05 LT - 142+66 LT



NOTES:

1. FINAL LOCATION AND ELEVATIONS OF DRAINAGE ITEMS MAY BE ADJUSTED IN THE FIELD AS DEEMED NECESSARY BY THE RESIDENT ENGINEER.
2. SEE DRAINAGE PROFILES DP5-DP8 FOR RIM AND INVERT ELEVATIONS OF DRAINAGE PIPES AND STRUCTURES.



PROJECT NAME:	EAST MONTPELIER
PROJECT NUMBER:	BRF 037-1(7)
FILE NAME: ...18_Drainage plans.dgn	PLOT DATE: 2/17/2017
PROJECT LEADER: T. KNIGHT	DRAWN BY: E. ALLING
DESIGNED BY: K. RICHARDSON	CHECKED BY: G. GOYETTE
DRAINAGE PLANS-DP 3	SHEET 33 OF 158