

646.40 DURABLE 100 mm WHITE LINE
(INCLUDES EDGE LINE BREAK FOR TOWN HIGHWAY)
ROCHESTER:
STA. 8+910 - STA. 9+767 LT & RT

646.41 DURABLE 100 mm YELLOW LINE
(INCLUDES C/L BREAK FOR TOWN HIGHWAY)
S=SOLID, D=DASHED
ROCHESTER:
STA. 8+910 - STA. 9+767 LT S Q RT S

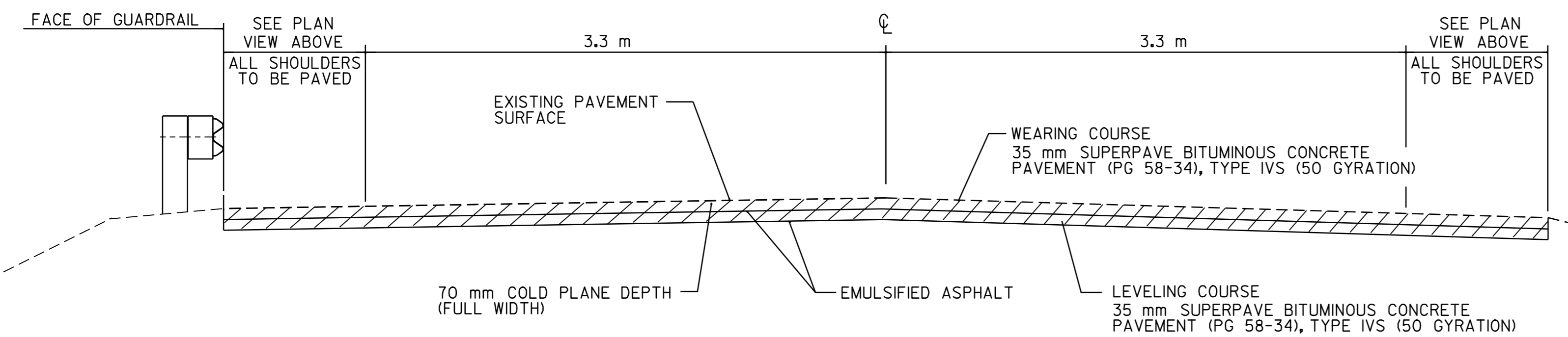
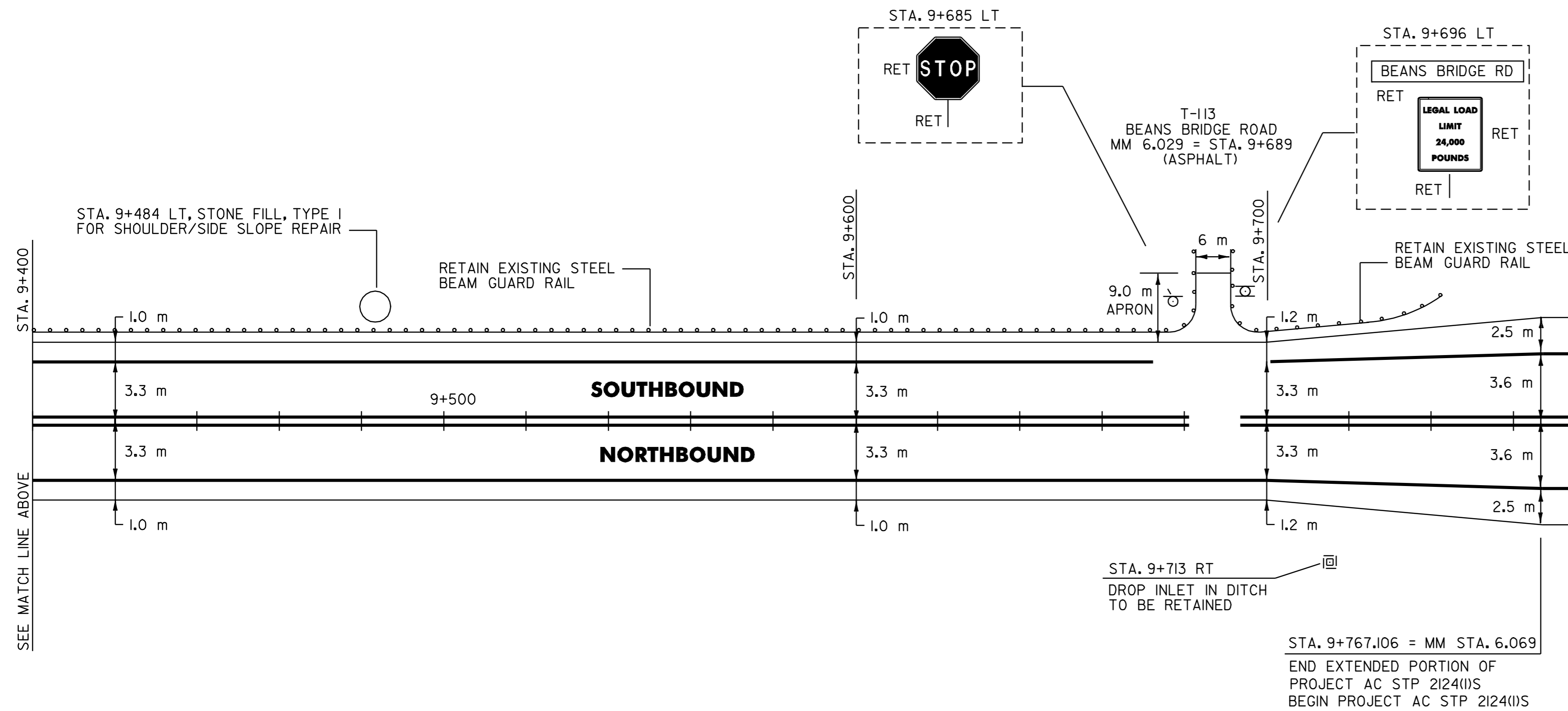
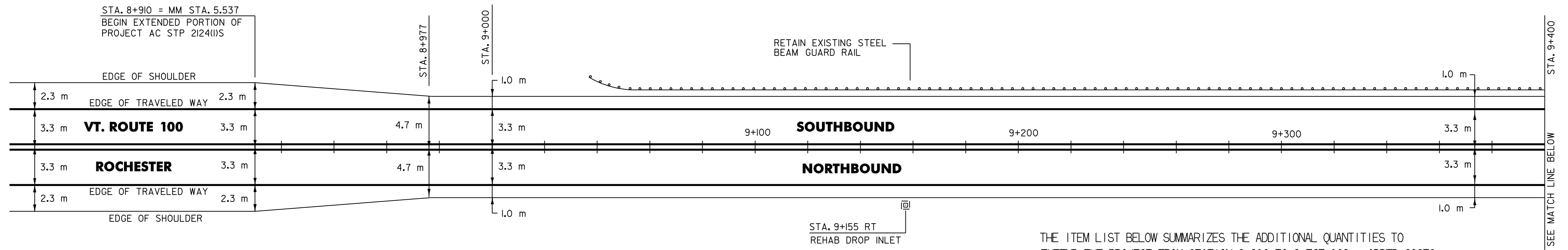
DITCHING LOCATIONS
ROCHESTER:
STA. 8+910 - STA. 9+069 RT
STA. 9+238 - STA. 9+263 RT
STA. 9+353 - STA. 9+588 RT
STA. 9+600 - STA. 9+680 RT
STA. 9+700 - STA. 9+713 RT

ITEM 613.10, STONE FILL, TYPE I
(FOR SHOULDER/SIDE SLOPE REPAIR)
ROCHESTER: STA. 9+484 LT

646.60 TEMPORARY 100 mm WHITE LINE
(INCLUDES EDGE LINE BREAK FOR TOWN HIGHWAY)
ROCHESTER:
STA. 8+910 - STA. 9+767 LT & RT

646.61 TEMPORARY 100 mm YELLOW LINE
(INCLUDES C/L BREAK FOR TOWN HIGHWAY)
S=SOLID, D=DASHED
ROCHESTER:
STA. 8+910 - STA. 9+767 LT S Q RT S

ITEM 604.412, REHABILITATION OF DROP INLET
ROCHESTER: STA. 9+155 RT



COLD PLANE TYPICAL SECTION EXTENDED SECTION

VT. ROUTE 100 ROCHESTER STA. 8+910 TO STA. 9+767.109
(MM STA. 5.537 TO MM STA. 6.069)

QUANTITY SUMMARY OF ITEM 490.30, SUPERPAVE
BITUMINOUS CONCRETE PAVEMENT (PG 58-34) (50 GYRATION)
LEVELING COURSE (TYPE IVS) 650 TONS
WEARING COURSE (TYPE IVS) 650 TONS

THE ITEM LIST BELOW SUMMARIZES THE ADDITIONAL QUANTITIES TO
EXTEND THE PROJECT FROM STATION 8+910 TO 9+767.109. ADDED COSTS
FOR MOBILIZATION/DEMobilIZATION AND TRAFFIC CONTROL ARE NOT INCLUDED.

APPROXIMATE SUMMARY OF QUANTITIES FOR EXTENDED SECTION			
QUANTITIES GRAND TOTAL	UNIT	ITEMS	ITEM NO.
350	m	SHOULDER BERM REMOVAL	203.99 *
7700	m ²	COLD PLANING - BITUMINOUS PAVEMENT	210.10
205	t	AGGREGATE SHOULDERS	402.12
1850	kg	EMULSIFIED ASPHALT	404.65
1300	t	SUPERPAVE BITUMINOUS CONC. PAVE. (PG 58-34) (50 GYRATION)	490.30
1	EA	REHABING OF DI., CB OR MH, CLASS I	604.412
10	HR	POWER GRADER RENTAL	608.15
30	HR	ALL PURPOSE EXCAVATOR RENTAL, TYPE I	608.25
8	HR	POWER BROOM RENTAL	608.30
60	HR	TRUCK RENTAL	608.37
5	m ³	STONE FILL, TYPE I	613.10
1720	m	DURABLE 100 mm WHITE LINE	646.40
1720	m	DURABLE 100 mm YELLOW LINE	646.41
3440	m	TEMPORARY 100 mm WHITE LINE	646.60
3440	m	TEMPORARY 100 mm YELLOW LINE	646.61
70	EA	LINE STRIPING TARGETS	646.76

* NEW CONTRACT ITEM

EXTENDED PORTION PROJECT LAYOUT

DRAWN BY LFW DATE 8/05
DESIGN FILE NO. /pave/98bl80/pbl80.dgn
IPARM FILE DATE PLOTTED 21-DEC-2006 15
PROJ. NAME ROCHESTER-GRANVILLE
PROJ. NO. AC_SIP_212411S
SHEET 1 OF 1 SHEETS