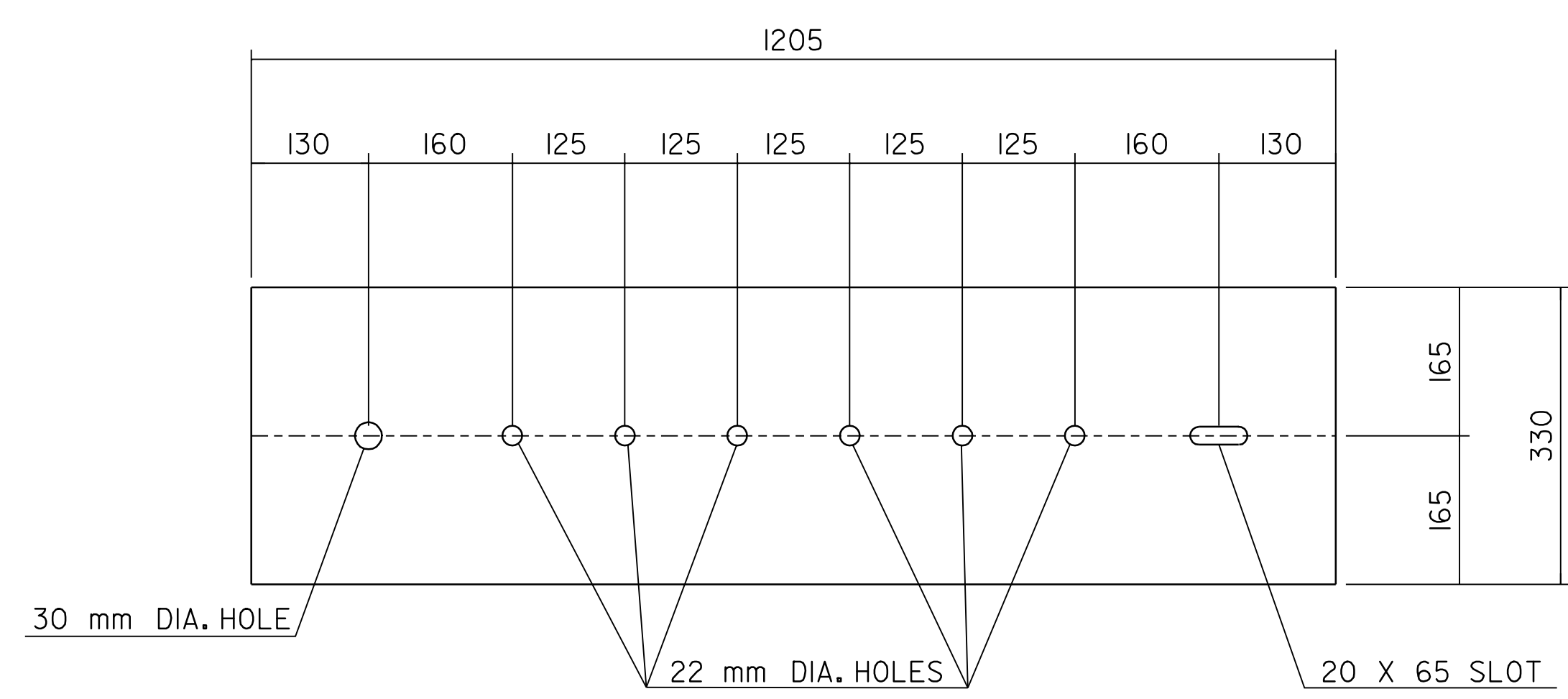


**ELEVATION**

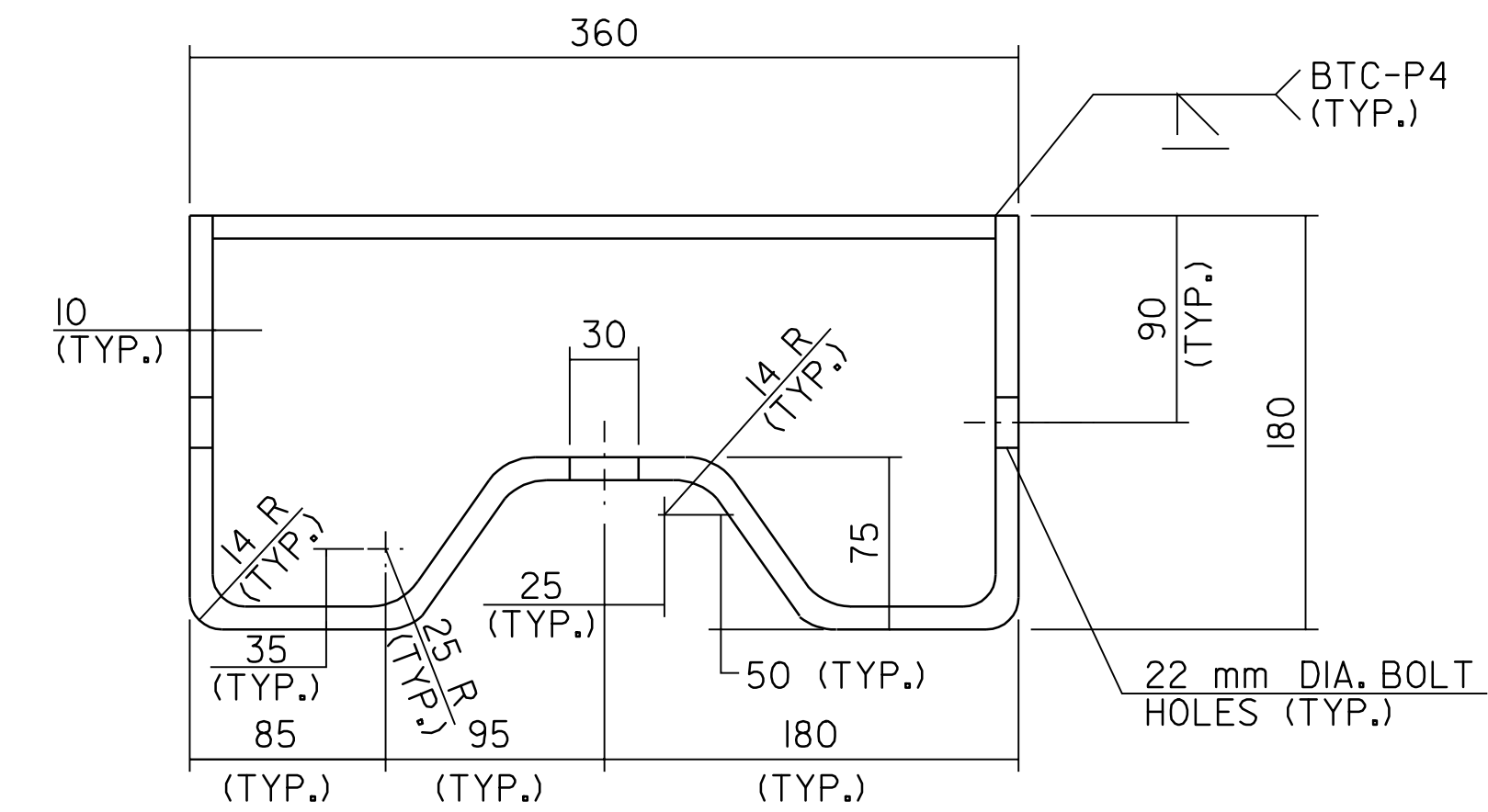
**CONNECTION/TRANSITION DETAILS AT POST NO. 1**

NOT TO SCALE



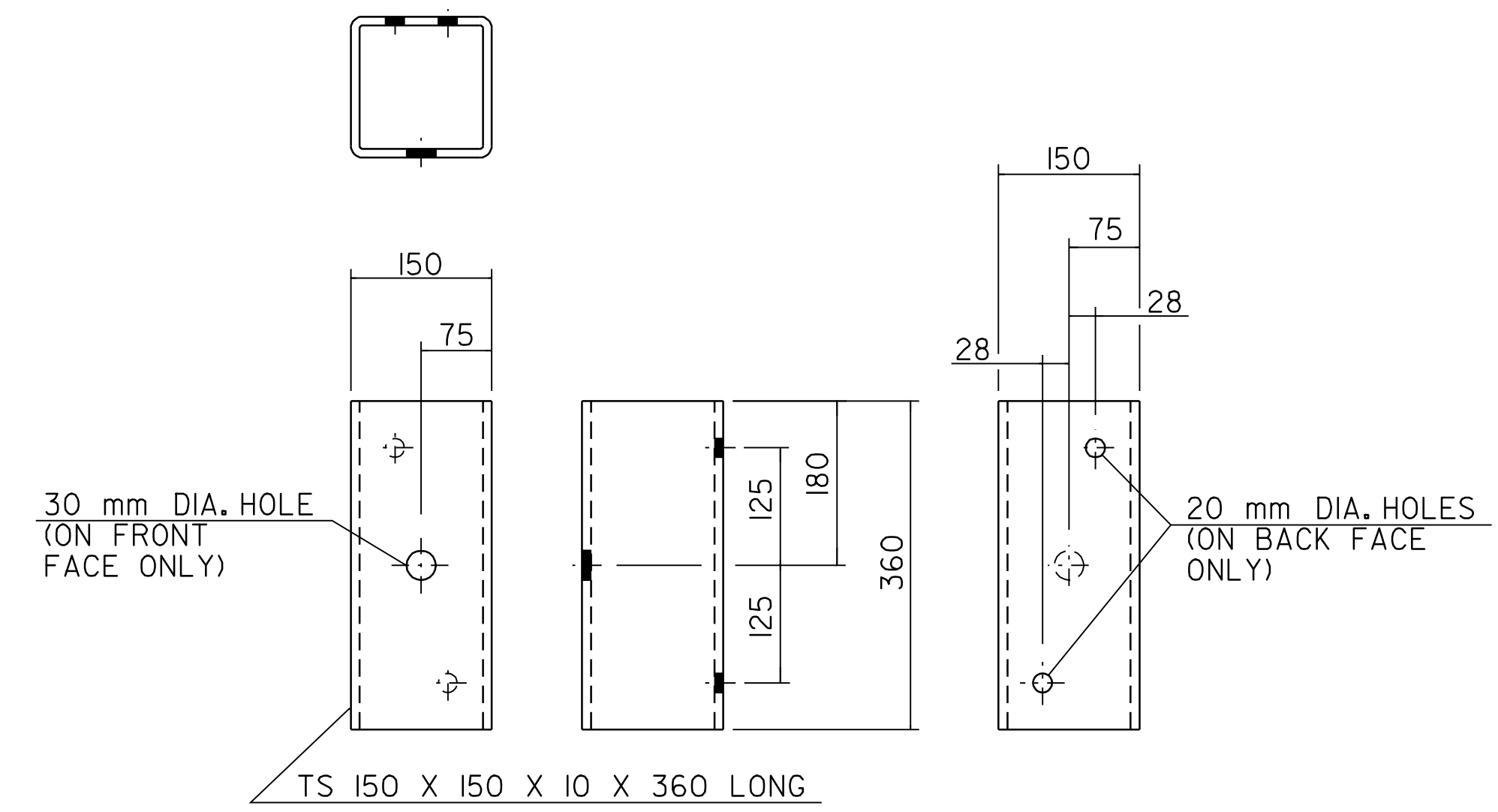
**NOTES**

1. REFER TO STANDARD G-IM FOR ADDITIONAL RAIL DETAILS.
2. ALL POSTS FOR HEAVY DUTY STEEL BEAM GUARDRAIL SHALL BE STEEL IN ACCORDANCE WITH SECTION 728 "GUARDRAIL, GUIDE POSTS AND BARRIERS" UNLESS OTHERWISE SPECIFIED IN THE CONTRACT.
3. APPROACH RAIL SPLICES SHALL LAP IN DIRECTION OF TRAFFIC FLOW.
4. ANCHORAGE CONNECTOR AND ANCHORAGE PLATE SHALL BE AASHTO M 270/M 270M, GRADE 250 GALVANIZED TO AASHTO M III AFTER FABRICATION.
5. ALL BOLTS, NUTS AND WASHERS SHALL BE GALVANIZED TO AASHTO M 232 AFTER FABRICATION.
6. APPROACH RAILING SHALL BE HEAVY DUTY STEEL BEAM FOR EITHER TYPE OF GUARDRAIL APPROACH SECTION.
7. ALLOWABLE DIMENSIONAL TOLERANCE FOR BENT SECTIONS IS  $\pm 1.6$  mm.
8. THE UNIT PRICES BID FOR EITHER TYPE OF GUARDRAIL APPROACH SECTION SHALL INCLUDE ANCHORAGE CONNECTOR, ANCHORAGE PLATE, HEAVY DUTY STEEL BEAM GUARDRAIL, POSTS, OFFSET BLOCKS, BLOCKING, BOLTS, AND ALL NECESSARY HARDWARE.



**ANCHORAGE CONNECTOR DETAIL**

(SEE NOTE 7)  
NOT TO SCALE



**STRUCTURAL TUBING OFFSET BLOCK DETAILS**

(OCCURS AT POST NO. 1 WHEN USING APPROACH RAIL UTILIZING STEEL POSTS)  
NOT TO SCALE



**BRIDGE APPROACH SECTION DETAILS SHEET #2**

|                 |                        |              |             |
|-----------------|------------------------|--------------|-------------|
| DESIGNED BY     | BCE/PJM                | DATE         | 7-02        |
| DRAWN BY        | C.E.A., INC.           | DATE         | 7-02        |
| DESIGN FILE NO. | /pave/98b090/pb090.dgn |              |             |
| PRF FILE        | pb090b07.i             | DATE PLOTTED | 09-MAY-2008 |
| PROJ. NAME:     | MARSHFIELD - CABOT     |              |             |
| PROJ. NO.:      | NH 2104(1)S            |              |             |
| SHEET           | 58                     | OF           | 60 SHEETS   |

NOTE:  
ALL DIMENSIONS IN MILLIMETERS EXCEPT WHERE OTHERWISE INDICATED.