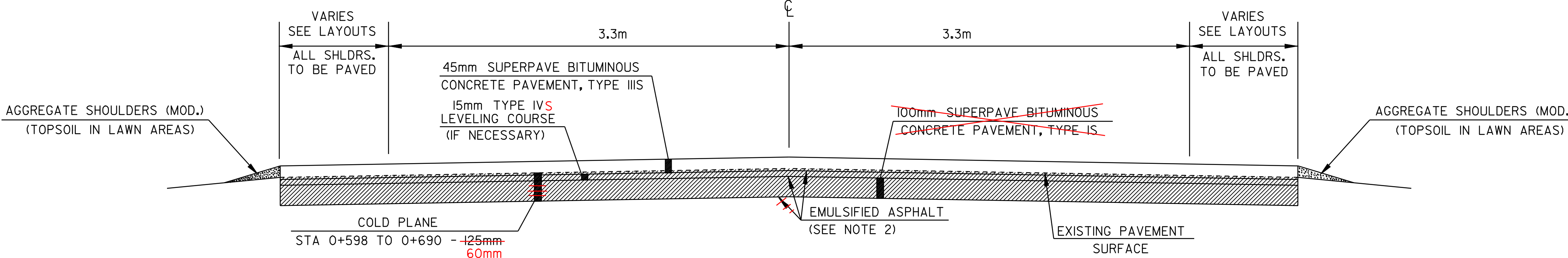


NOTES

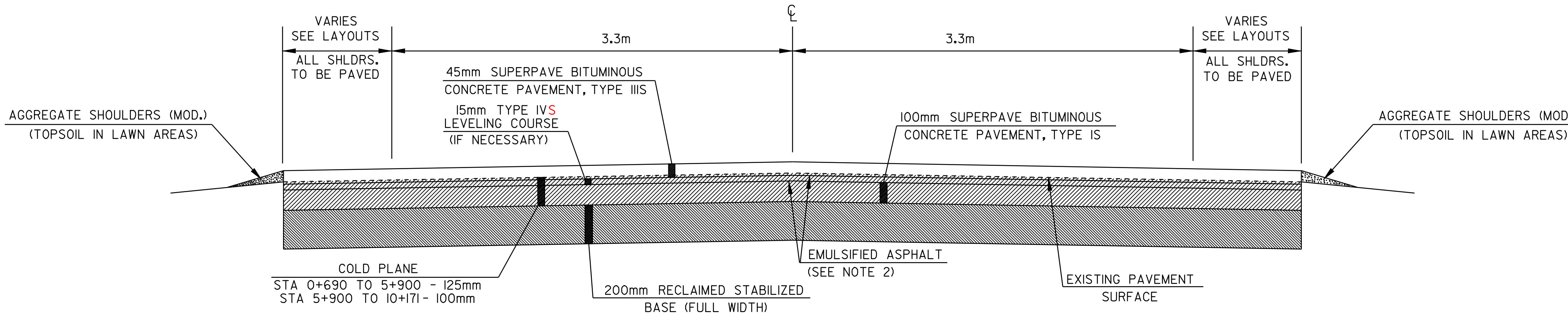
- THE PAVEMENT WEARING COURSE SHALL BE TYPE IIIS.
- THE LEVELING COURSE SHALL BE TYPE IVS UNLESS OTHERWISE DIRECTED BY THE RESIDENT ENGINEER. LEVELING HAS BEEN INCLUDED TO RESHAPE THE ROADWAY PRIOR TO PAVING THE TOP COURSE ALONG THE OVERLAY/COLD PLANE TYPICAL SECTIONS. AN ESTIMATED THICKNESS OF 15mm OF ITEM 490.30 HAS BEEN INCLUDED TO COVER THIS PROVISION. LEVELING HAS ALSO BEEN INCLUDED FOR THE RECLAIMED SEGMENTS OF THE PROJECT TO ELIMINATE ANY IRREGULARITIES PRIOR TO PLACEMENT OF THE WEARING COURSE. A 15mm LIFT HAS BEEN INCLUDED FOR AN ESTIMATED 25% OF THE RECLAIMED SURFACE AREA.
- ALL ASPHALT CEMENT USED IN THE BITUMINOUS PAVEMENT SHALL BE PG 58-34.
- EMULSIFIED ASPHALT SHALL BE APPLIED ON EXISTING PAVEMENT SURFACES, (NOT INCLUDING RECLAIMING SURFACES) BETWEEN ALL COURSES OF PAVEMENT AND ON COLD PLANED SURFACES AT THE RATE OF 0.12 L/SM, OR AS DIRECTED BY THE RESIDENT ENGINEER.
- BITUMINOUS CONCRETE PAVEMENT TOLERANCE = +/- 5 mm (TOTAL THICKNESS EXCLUDING LEVELING).
- EXISTING SHOULDER MATERIAL DEEMED UNSUITABLE BY THE RESIDENT ENGINEER WILL BE EXCAVATED TO A DEPTH OF 75 mm +/- OR AS DIRECTED BY THE ENGINEER. EXCAVATED MATERIAL WILL BE SPREAD ON THE ADJACENT SLOPES OR REMOVED FROM THE PROJECT, AS DIRECTED BY THE ENGINEER. THIS WORK WILL BE PAID UNDER THE APPROPRIATE RENTAL ITEMS SUCH AS ALL PURPOSE EXCAVATOR RENTAL, GRADER RENTAL, LOADER RENTAL, TRUCK RENTAL AND POWER BROOM RENTAL. THE METHOD OF REMOVAL AND THE USE OF RENTAL ITEMS SHALL BE APPROVED BY THE ENGINEER PRIOR TO ANY WORK BEING DONE. MATERIAL BEING REMOVED SHALL BE REPLACED WITH SUBBASE OF CRUSHED GRAVEL (MOD.).
- AN ADDITIONAL QUANTITY OF SUBBASE OF CRUSHED GRAVEL (MOD.) HAS BEEN INCLUDED TO CORRECT SUPERELEVATION AND GRADATION DEFICIENCIES WITHIN THE RECLAIMED SECTIONS. AN ESTIMATED THICKNESS OF 50mm HAS BEEN INCLUDED FOR THE ENTIRE RECLAIMED SURFACE AREA.
- ONE METER OF BACKING IS REQUIRED BEHIND THE FACE OF GUARDRAIL WITH 1.8m POSTS. IF THIS CAN NOT BE OBTAINED THEN 2.4m POSTS SHALL BE USED.
- COLD PLANING SHALL BE COMPLETED ACCORDING TO THE TYPICAL OR AS OTHERWISE NOTED ON THE PLANS. A FULL DEPTH BUTT JOINT SHALL BE CONSTRUCTED AT THE PROJECT ENDS AND AT ALL SIDE ROAD APPROACHES AS DENOTED IN THE PROJECT PLANS OR AS OTHERWISE DIRECTED BY THE RESIDENT ENGINEER.
- ITEMS 604.40 & 604.42 ARE ESTIMATED QUANTITIES AND SHALL BE PERFORMED AT LOCATIONS INDICATED ON THE LAYOUT SHEETS AND AS DIRECTED BY THE RESIDENT ENGINEER. ALL D.I.'S SHALL BE RAISED OR REHABILITATED SUCH THAT THE NEW GRATE ELEVATION IS LEVEL WITH THE SURROUNDING TERRAIN.
- ALL EDGES OF PAVEMENT AND TREATED TIMBER CURB SHALL BE BACKED UP FULL HEIGHT WITH COLD PLANE GRINDINGS AS DIRECTED BY THE RESIDENT ENGINEER AND WILL BE PAID FOR UNDER ITEM 402.12, AGGREGATE SHOULDERS (MOD.).
- PIPE INLET AND OUTLET AREAS, AND GENERAL DITCH CLEANING SHALL BE PERFORMED AT THE LOCATIONS INDICATED ON THE DITCH CLEANING DETAIL SHEET AND AS DIRECTED BY THE RESIDENT ENGINEER. PAYMENT WILL BE MADE UNDER THE APPLICABLE EQUIPMENT RENTALS ITEM(S).
- ALL DRIVES SHALL RECEIVE A PAVED APRON AS DIRECTED BY THE RESIDENT ENGINEER. ANY REQUIRED EXCAVATION IN DRIVE AREAS SHALL BE AS DIRECTED AND WILL BE PAID UNDER THE APPLICABLE RENTAL ITEMS. IF REQUIRED, A NEW DRIVEWAY SUBBASE SHALL BE CONSTRUCTED AND WILL BE PAID UNDER ITEM 301.28, SUBBASE OF CRUSHED GRAVEL (MOD.). A NEW BITUMINOUS SURFACE SHALL BE CONSTRUCTED AS DIRECTED AND WILL BE PAID FOR UNDER ITEM 490.30. QUANTITIES OF THE ABOVE ITEMS HAVE BEEN INCLUDED TO PAY FOR THIS WORK.
- ESTIMATED QUANTITIES OF ITEM 608.25, EXCAVATOR RENTAL AND 608.37, TRUCK RENTAL HAVE BEEN INCLUDED FOR THE PROVISION OF CONSTRUCTING GUARDRAIL FLARES WITH EXCAVATED DITCHING MATERIAL. THE GUARDRAIL FLARES SHALL BE CAPPED WITH AN ESTIMATED 75mm DEPTH OF AGGREGATE SHOULDER MATERIAL (MOD.) UNLESS OTHERWISE DIRECTED BY THE RESIDENT ENGINEER. THE QUANTITIES INCLUDED REFLECT 5 TONS OF AGGREGATE SHOULDER MATERIAL (MOD.) FOR EACH GUARD RAIL TERMINAL.
- ITEM 616.47, BITUMINOUS CONCRETE GUTTERS AND TRAFFIC ISLANDS WILL BE PAID ONLY WHERE SPECIFIED IN THE PLANS. ALL OTHER BITUMINOUS CONCRETE PAVEMENT WORK, WHICH COULD INVOLVE SOME HAND-WORK (SUCH AS DRIVE AND SIDE ROAD APPROACHES AND AROUND DRAINAGE/UTILITY STRUCTURES), SHALL BE PAID FOR AT THE CONTRACT UNIT PRICE FOR ITEM 490.30, SUPERPAVE BITUMINOUS CONCRETE PAVEMENT.
- COMPACTION, GRADING, AND CLEAN UP OF ITEM 301.28, SUBBASE OF CRUSHED GRAVEL (MOD.), ITEM 402.12, AGGREGATE SHOULDER MATERIAL (MOD.), AND ITEM 651.36, TOPSOIL IS TO BE INCLUDED IN THE CONTRACT UNIT PRICE OF EACH ITEM.
- STABILIZING AGENT FOR THE RECLAIMED STABILIZED BASE WILL BE WATER. PAYMENT SHALL BE CONSIDERED INCIDENTAL TO ITEM 310.20.



COLD PLANED TYPICAL SECTION

MARSHFIELD

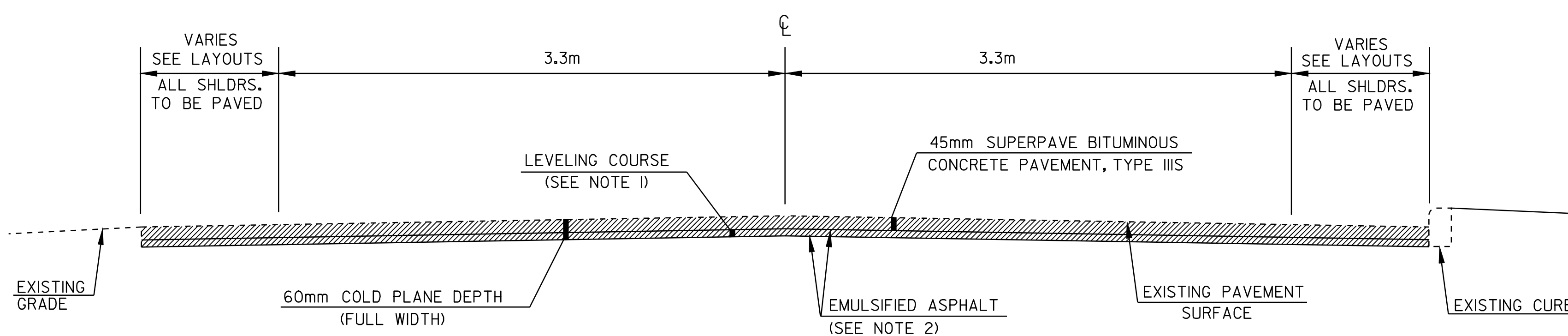
STA 0+598.5 TO 0+690



RECLAIMED STABILIZED BASE TYPICAL SECTION

MARSHFIELD

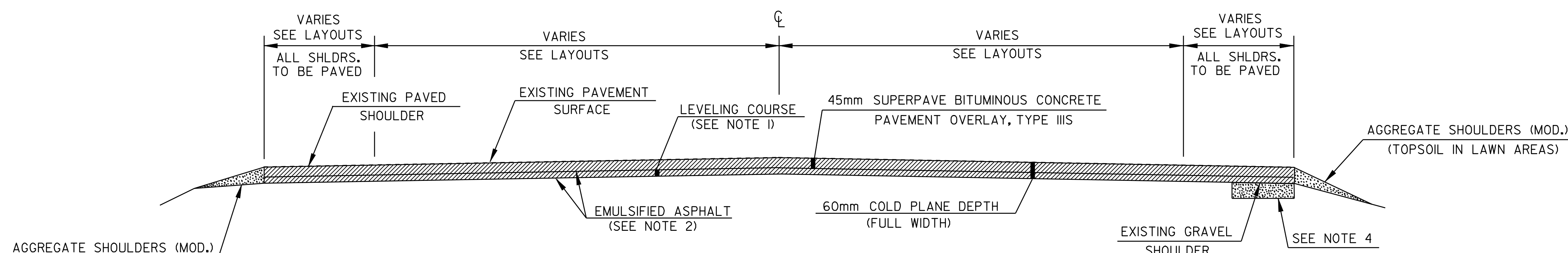
STA 0+690 TO 10+171



COLD PLANED TYPICAL SECTION

MARSHFIELD

STA 10+171 TO 11+458



COLD PLANED TYPICAL SECTION

MARSHFIELD

STA 11+458 TO 13+204.5

CABOT

STA 0+000 TO 0+122



PROJECT TYPICAL SHEET #1	DRAWN BY <u>C.E.A., INC.</u> DATE <u>7-02</u>
	DESIGN FILE NO. <u>/pave/98b090/pb090.dgn</u>
	PRF FILE <u>pb090ty.l</u> DATE <u>09-MAY-2008</u>
	PROJ. NAME: MARSHFIELD - CABOT
	PROJ. NO.: NH 2104(1)S
SHEET 2 OF 60 SHEETS	